



THE CORPORATION OF THE TOWNSHIP OF MAPLETON

**SPECIAL MEETING COUNCIL AGENDA**

**TUESDAY, DECEMBER 1 @ 7:00 p.m.**

**ZOOM:** <https://us02web.zoom.us/j/3950649180>

**Dial: 1 647 558 0588 Meeting ID: 395 064 9180**

1. **Call to Order**
2. **Declaration of Pecuniary Interest**
3. **Reports and Updates from Staff**
  - 3.1 Finance Department
    - i) Budget Book: Operating Budget 2020-2022 with Capital Forecast 2020-2029  
  
*RECOMMENDATION*  
*THAT Township of Mapleton Council receive Director of Finance submission 'Budget Book: Operating Budget 2020-2022 with Capital Forecast 2020-2029' for information.*
    - ii) Multi-year Budget Review 2020-2022  
  
*RECOMMENDATION*  
*THAT Township of Mapleton Council receive Director of Finance presentation 'Multi-year Budget Review 2020-2022' dated December 1, 2020 for information.*
    - iii) Finance Report FIN2020-22 Fees and Charges 2021  
  
*RECOMMENDATION*  
*THAT Township of Mapleton Council receive Finance Report FIN2020-22 regarding Fees and Charges 2021 for information; and*
      1. *That Council approve the proposed changes to the Fees and Charges By-law Schedules.*

**4. Confirmatory By-law Number 2020-080**

*RECOMMENDATION*

*THAT By-law Number 2020-080 being a by-law to confirm all actions and proceedings of the Council of the Corporation of The Township of Mapleton be hereby read a first, second and third time, signed by the Mayor and the Clerk and sealed with the Corporate Seal.*

**5. Adjournment**

PLEASE NOTE: Alternate Formats and Communication Support

The Township is committed to providing residents with communication support and alternate format of documents upon request. For more information or to make a request, please call the Township of Mapleton office at 519-638-3313.

# **The Corporation of the Township of Mapleton**

## **Budget Book**

**Operating Budget 2020-2022 with Capital Forecast 2020-2029**

Draft

# The Corporation of the Township of Mapleton

## TABLE OF CONTENTS

<b>Operating Budget 2020-2022 and Forecast 2023.....</b>	<b>1</b>
<b>Capital Budget 2020 - 2029.....</b>	<b>2</b>
<b>General government.....</b>	<b>10</b>
Council.....	11
Administration.....	12
Administration - Elections.....	14
Capital Budget .....	15
<b>Protection to persons and property .....</b>	<b>16</b>
Fire Department.....	17
Conservation Authority.....	19
Animal Control.....	20
By-Law Enforcement.....	21
Building Department.....	22
Emergency Measures.....	24
Capital Budget .....	25
<b>Transporation services.....</b>	<b>26</b>
Roads Department.....	27
Bridges & Culverts.....	29
Grass Mowing.....	30
Brushing / Tree Trimming.....	31
Ditching.....	32
Storms Sewers.....	33
Sweeping / Catch Basins.....	34
Line Painting.....	35
Crossing Guards.....	36
Sidewalks.....	37
Crack Sealing.....	38
Grading.....	39
Dust Control.....	40
Resurfacing.....	41
Gravel / Shoulder Maintenance.....	42
Patching / Washouts.....	43
Road Patrol.....	44
Safety Devices.....	45
Winter Maintenance - Roads.....	46
Winter Maintenance - Sidewalks.....	47
Mapleton Street Lighting.....	48
Fleet - Tandems.....	49
Fleet - Graders.....	50
Fleet - Loaders.....	51
Fleet - Pickups.....	52
Fleet - Other Vehciles / Equipment.....	53
Capital Budget .....	54

# The Corporation of the Township of Mapleton

<b>Environment services .....</b>	<b>59</b>
Sanitary sewer and wastewater.....	60
Waterworks.....	62
Capital Budget .....	64
<b>Health services .....</b>	<b>66</b>
Mapleton Medical Centre.....	67
Cemeteries - Mapleton.....	68
Cemeteries - Drayton.....	69
Cemeteires - Hollen.....	70
Capital Budget .....	71
<b>Social and family services .....</b>	<b>72</b>
Close to Home.....	73
<b>Recreation and cultural services .....</b>	<b>74</b>
Mapleton Parks.....	75
Drayton Ball Park/Soccer Field.....	76
PMD Arena.....	77
Maryborough Community Centre.....	79
Alma Community Centre.....	80
Capital Budget .....	81
<b>Planning and development .....</b>	<b>83</b>
Planning & Zoning.....	84
C & I - Economic Development.....	85
Municipal Drainage.....	86
Tile Drainage.....	87
Capital Budget .....	88
<b>Appendix A Tax Rates.....</b>	<b>.....</b>
<b>Appendix B Reserve &amp; Reserve Funds.....</b>	<b>.....</b>



# The Corporation of the Township of Mapleton

Operating Budget with Capital Forecast 2021 - 2030

	Budget 2020	Budget 2021	Budget 2022	Revised Budget 2021	Revised Budget 2022
<b>Revenues</b>					
Taxation	\$ 278,834	\$ 280,010	\$ 281,211	\$ 280,010	\$ 281,211
Grants	1,744,858	1,762,836	1,766,365	1,762,836	1,766,365
Utilities - rates and charges	1,407,265	1,435,294	1,463,886	1,435,294	1,560,901
Fees and charges	1,334,788	1,395,486	1,453,912	1,418,521	1,477,403
Transfers from reserve funds	319,350	333,865	333,865	333,865	333,865
Transfer from reserves	-	-	48,000	208,514	273,067
Debentures - principal and interest	36,766	37,502	38,252	37,502	38,252
<b>Total Revenue</b>	<b>5,121,861</b>	<b>5,244,993</b>	<b>5,385,491</b>	<b>5,476,542</b>	<b>5,731,064</b>
<b>Expenditures</b>					
Taxation	81,040	81,061	81,082	81,061	81,082
General government	1,404,591	1,430,243	1,504,277	1,430,243	1,504,277
Protection to persons and property	1,271,441	1,294,887	1,318,797	1,294,887	1,318,797
Transportation services	3,555,003	3,532,631	3,579,242	3,532,631	3,624,200
Environment services	1,059,265	1,067,010	1,075,899	987,010	1,172,914
Health services	280,432	285,333	196,582	285,333	196,582
Social and family services	185,268	188,788	192,375	188,788	192,375
Recreation and culture	980,811	988,504	1,003,544	988,504	1,003,544
Planning and development	483,590	503,013	513,822	503,013	513,822
Transfer to reserves	2,669,914	2,922,573	3,154,214	2,922,573	3,154,214
Transfer to reserve funds	716,431	747,688	763,677	827,688	763,677
Transfer to capital	900,000	900,000	900,000	900,000	900,000
Debentures - principal and interest	36,766	37,502	38,252	37,502	38,252
<b>Total Expenditures</b>	<b>13,624,552</b>	<b>13,979,233</b>	<b>14,321,763</b>	<b>13,979,233</b>	<b>14,463,736</b>
<b>Tax Levy Requirement</b>	<b>8,502,691</b>	<b>8,734,240</b>	<b>8,936,272</b>	<b>8,502,691</b>	<b>8,732,672</b>
yr/yr % change		2.72 %	2.31 %	- %	2.70 %



# The Corporation of the Township of Mapleton

## Capital Budget 2021 - 2028

		Budget 2021	Budget 2022	Budget 2023	Budget 2024	Budget 2025	Budget 2026	Budget 2027	Budget 2028	Budget 2029	Budget 2030	Ten Year Total
<b>Capital Projects</b>												
Culvert Replacement General	18050	\$ -	\$ 50,000	\$ -	\$ -	\$ 50,000	\$ -	\$ -	\$ 60,000	\$ -	\$ 70,000	\$ 230,000
Culvert Replacement Con 3 Lebanon	20172	60,000	-	-	-	-	-	-	-	-	-	60,000
Bridge - PB011	18051	-	60,000	715,000	-	-	-	-	-	-	-	775,000
Bridge - MB009	18056	30,600	510,000	-	-	-	-	-	-	-	-	540,600
Bridges U/S & D/S creek/stream cleaning	19058	-	50,000	50,000	-	50,000	50,000	-	50,000	50,000	60,000	360,000
Bridges -Minor repair program	19059	70,000	-	70,000	-	70,000	-	70,000	-	-	85,000	365,000
Bridges -Inspections for OSIM Report	19060	-	40,000	-	50,000	-	50,000	-	50,000	-	50,000	240,000
Bridges -replace culvert < 3m	19062	-	-	-	200,000	-	-	-	200,000	-	-	400,000
Bridge - PB025	19063	650,000	-	-	-	-	-	-	-	-	-	650,000
Bridge - PB029	19065	-	-	40,000	484,000	-	-	-	-	-	-	524,000
Bridge - PB015	19066	-	-	-	40,000	522,500	-	-	-	-	-	562,500
Bridge - PB021	19067	-	-	-	253,000	-	-	-	-	-	-	253,000
Bridge - MB014	19068	-	-	-	132,000	-	-	-	-	-	-	132,000
Bridge - MB002	19070	-	-	-	-	40,000	1,402,500	-	-	-	-	1,442,500
Bridge - PB013	19071	-	-	-	-	-	-	275,000	-	-	-	275,000
Bridge - PB019	19072	-	-	-	-	-	40,000	951,500	-	-	-	991,500
Bridge - PB030	19073	-	-	-	-	88,000	-	-	-	-	-	88,000
Bridge - PB016	19075	-	-	-	-	-	-	40,000	990,000	-	-	1,030,000
Bridge - PB031	19076	-	-	-	40,000	698,500	-	-	-	-	-	738,500
Bridge - PB045	20139	-	-	-	-	-	-	-	40,000	600,000	-	640,000
<b>Subtotal Bridges &amp; Culverts</b>		810,600	710,000	875,000	1,199,000	1,519,000	1,542,500	1,336,500	1,390,000	650,000	265,000	10,297,600
SDR 6 - C3 Rd 86 Sec M119	18031	250,000	1,073,760	-	-	-	-	-	-	-	-	1,323,760



# The Corporation of the Township of Mapleton

## Capital Budget 2021 - 2030

		Budget 2021	Budget 2022	Budget 2023	Budget 2024	Budget 2025	Budget 2026	Budget 2027	Budget 2028	Budget 2029	Budget 2030	Ten Year Total
8th Ln SDR 16 - SDR 17 Sec P242	18032	285,000	-	-	-	-	-	-	-	-	-	285,000
Andrews Dr (Wellington-Dale) Sec D032-33	18035	-	-	221,500	-	-	-	-	-	-	-	221,500
John Street Sec D013	18036	51,950	-	-	-	-	-	-	-	-	-	51,950
SDR 15 -WR 8 to Con 12 Sec M147	18037	-	-	-	750,100	750,100	772,800	-	-	-	-	2,273,000
SDR 15 Hollen Rd to Con 6 Sec M144	18039	-	-	-	210,000	-	-	-	-	-	-	210,000
Con3, WR 10 - Diamond SR M214	18040	-	-	-	-	218,500	-	-	-	-	-	218,500
Edward St (Pine - Wellington) Sec D044	18043	-	101,000	-	-	-	-	-	-	-	-	101,000
8th Ln WR 12-SDR 17 Sec P243	18044	-	-	-	421,000	-	-	-	-	-	-	421,000
Con 4, SDR 3 - WR 9 Sec M221	18045	-	-	-	-	427,800	-	-	-	-	-	427,800
SDR12 Con 16 - WR 109 Sec M139B	18047	-	53,500	-	-	-	-	-	-	-	-	53,500
12th Ln (WR 17 - SDR 20) Sec P267	18048	-	-	352,800	-	-	-	-	-	-	-	352,800
Sidewalk repair program	18059	133,000	70,000	70,000	70,000	70,000	80,000	80,000	80,000	80,000	80,000	813,000
Robin St (John St-End) Sec DO17	19100	-	112,000	-	-	-	-	-	-	-	-	112,000
Road Condition Assessment	19101	-	-	-	60,000	-	-	-	-	-	-	60,000
John St (MainSt E - Wood St) D014 D015 DO016	19102	-	65,000	-	-	-	-	-	-	-	-	65,000
SDR17 (4th Ln-6th Ln) Sec P123A	19104	-	-	-	-	-	-	497,200	497,200	512,300	-	1,506,700
Lakeview Dr (WR11-RD1B) SecP601A	19108	-	-	73,300	-	-	-	-	-	-	-	73,300
Lakeview Dr - RD1B Sec P601B	19109	-	-	52,800	-	-	-	-	-	-	-	52,800
Sailing Club Rd -WR 11 Sec M162	19111	-	-	687,500	-	-	-	-	-	-	-	687,500
SDR18 - 4th Ln Sec P134	19114	-	-	-	-	-	193,000	-	-	-	-	193,000
SDR19 - 6th Ln Sec P153A	19116	-	-	-	-	-	-	491,700	491,800	491,800	-	1,475,300
SDR20- 12th Ln Sec P168A	19119	-	-	-	-	-	-	-	157,800	-	-	157,800
SDR15 (Hollan Rd-Con 5) SecM143	19122	-	-	-	-	-	-	206,200	-	-	-	206,200
Road Asset Management Plan	19129	50,000	-	-	-	-	50,000	-	-	-	-	100,000
James St Rothsay (Head St-WR10)	19130	-	-	150,000	-	-	-	-	-	-	-	150,000





# The Corporation of the Township of Mapleton

## Capital Budget 2021 - 2030

		Budget 2021	Budget 2022	Budget 2023	Budget 2024	Budget 2025	Budget 2026	Budget 2027	Budget 2028	Budget 2029	Budget 2030	Ten Year Total
Graham St Alma rural cross section	19134	250,000	-	-	-	-	-	-	-	-	-	250,000
12th Ln (SDR19 - SDR18) Sec P266	20101	-	-	-	-	-	-	-	-	-	1,508,500	1,508,500
SDR 17 (6th Ln - 8th Ln) Sec P124	20105	-	-	-	-	-	-	-	-	1,681,700	-	1,681,700
Con 5 (Hollen Rd-SDR15) Sec M228	20110	-	-	-	-	-	-	-	-	-	705,100	705,100
18th Ln (SDR19 - SDR18) Sec P295	20112	-	-	-	-	-	-	-	-	-	993,400	993,400
SDR 18 -2.439 km N 3rd Ln Sec P133	20113	-	-	-	-	-	-	-	-	-	1,153,000	1,153,000
SDR19 - WR86 Sec P150A	20115	-	-	-	-	-	-	-	-	510,000	-	510,000
SDR19 - 8th Ln Sec P154A	20117	-	-	-	-	-	-	-	-	1,436,450	-	1,436,450
Yatton SDR - 3rd Ln Sec P501	20118	-	-	-	-	-	-	-	-	117,860	-	117,860
Con 5 (SDR15-WR10) Sec M225	20126	-	614,400	-	-	-	-	-	-	-	-	614,400
SDR21 (14th Ln-16th Ln) SecP172	20140	1,155,000	-	-	-	-	-	-	-	-	-	1,155,000
Edward St (WR11-Main St) D022/023/031/044	20141	-	-	-	430,000	-	-	-	-	-	-	430,000
Miscellaneous asphalt patching	20142	150,000	100,000	100,000	100,000	100,000	100,000	100,000	100,000	100,000	-	950,000
Storm Pond Rehabilitation	20143	250,000	250,000	250,000	250,000	250,000	250,000	250,000	-	-	-	1,750,000
ADD Traffic survey for MMS classification	20171	15,000	-	-	-	-	-	-	-	-	-	15,000
<b>Subtotal Roads &amp; Sidewalks</b>		<b>2,589,950</b>	<b>2,439,660</b>	<b>1,957,900</b>	<b>2,291,100</b>	<b>1,816,400</b>	<b>1,445,800</b>	<b>1,625,100</b>	<b>1,326,800</b>	<b>4,930,110</b>	<b>4,440,000</b>	<b>24,862,820</b>
Replace P/U 09-T-103	18089	41,000	-	-	-	-	-	-	-	-	-	41,000
Lawn Tractors	18094	-	29,640	-	-	-	-	-	-	-	35,000	64,640
Replace P/U 12-T-105	18095	-	60,000	-	-	-	-	-	-	-	-	60,000
Replace Pickup GM Silverado 2006	19052	-	51,000	-	-	-	-	-	-	-	-	51,000
PMD Olympia Ice Resurfacer	19056	-	-	-	-	-	-	200,000	-	-	-	200,000
Replace Tandem International T-022 2012	19077	-	-	-	-	-	-	300,000	-	-	-	300,000
Replace Tandem International T-099 2010	19078	-	-	-	-	300,000	-	-	-	-	-	300,000
Replace Pickup Dodge T-101 2016	19079	44,000	-	-	-	-	-	-	-	-	-	44,000
Replace Pickup Ford F450 T-11 2013	19081	-	-	74,000	-	-	-	-	-	-	-	74,000



# The Corporation of the Township of Mapleton

## Capital Budget 2021 - 2030

		Budget 2021	Budget 2022	Budget 2023	Budget 2024	Budget 2025	Budget 2026	Budget 2027	Budget 2028	Budget 2029	Budget 2030	Ten Year Total
Replace Pickup Ford F450 T-12 2016	19082	-	-	-	-	-	93,000	-	-	-	-	93,000
Replace Pickup GMC Sierra T-07 2013	19083	-	-	-	-	65,000	-	-	-	-	-	65,000
Replace Bandit Chipper 2014	19084	-	-	-	56,000	-	-	-	-	-	-	56,000
Replace CAT Backhoe 2011	19085	-	-	132,000	-	-	-	-	-	-	-	132,000
Replace Grader Volvo G960 3-1 2006	19086	-	-	-	-	-	480,000	-	-	-	-	480,000
Replace 6070 New Holland TU 2014	19088	-	-	-	-	-	-	267,000	-	-	-	267,000
Replace Pronodust Snowblower	19089	-	-	-	35,000	-	-	-	-	-	40,000	75,000
Roadside mower attachment	19090	-	-	-	-	30,000	-	-	34,000	-	-	64,000
Load Trail Trailer	19092	-	-	5,500	-	-	-	-	-	-	-	5,500
Replace Hustler 4818 Lawnmower 2017	19093	-	-	-	7,500	-	-	-	-	-	-	7,500
Replace Kubota F3990 Lawnmower	19094	46,000	-	-	-	-	48,000	-	-	-	-	94,000
Replace Kubota 3000 Blower Tractor 2013	19095	-	-	-	-	46,000	-	-	-	-	-	46,000
Replace LS 4041 Tractor/Loader 2012	19096	-	-	41,000	-	-	-	-	-	-	-	41,000
Replace JD 997 Lawnmower 2013	19097	-	22,500	-	-	-	-	-	-	-	-	22,500
Replace Kubota 1511 Lawnmower 2018	19098	-	-	-	-	26,000	-	-	-	-	-	26,000
Replace Ferris 5100 Lawnmower 2014	19099	-	25,000	-	-	-	-	-	-	-	-	25,000
Replace Miska Trailer Landscape Trailers	20128	-	-	-	-	-	-	-	-	10,000	-	10,000
Replace Pickup GMC 2018	20129	-	-	-	-	-	-	-	-	50,000	-	50,000
Replace 5100 Lawnmowers	20131	-	-	-	-	-	-	-	-	30,000	-	30,000
New track excavator	20173	250,000	-	-	-	-	-	-	-	-	-	250,000
Excavator float	20174	40,000	-	-	-	-	-	-	-	-	-	40,000
Road widener attachments for loader	20175	85,000	-	-	-	-	-	-	-	-	-	85,000
Plow attachment & controls T-12 1 1/2 ton PU	20176	16,000	-	-	-	-	-	-	-	-	-	16,000
Sweeper attachment for loader	20177	20,000	-	-	-	-	-	-	-	-	-	20,000
<b>Subtotal Fleet &amp; Equipment</b>		<b>542,000</b>	<b>188,140</b>	<b>252,500</b>	<b>98,500</b>	<b>467,000</b>	<b>621,000</b>	<b>767,000</b>	<b>34,000</b>	<b>90,000</b>	<b>75,000</b>	<b>3,135,140</b>



# The Corporation of the Township of Mapleton

## Capital Budget 2021 - 2030

		Budget 2021	Budget 2022	Budget 2023	Budget 2024	Budget 2025	Budget 2026	Budget 2027	Budget 2028	Budget 2029	Budget 2030	Ten Year Total
Alma Roof repairs	19049	-	-	-	-	-	75,000	-	-	-	-	75,000
MCC Kitchen renovation	19043	-	-	100,000	-	-	-	525,000	-	-	-	625,000
MCC Patio Furniture	19044	-	-	-	3,500	-	-	-	-	-	-	3,500
MCC 300 chairs	19051	-	-	30,000	-	-	-	-	-	-	-	30,000
MCC Parking Lot resurfacing	20168	80,000	-	-	-	-	-	-	-	-	-	80,000
PMD New Skate Floor & Refrigeration system	18081	-	-	-	-	-	900,000	-	-	-	-	900,000
PMD Main Entrance Parking Space Extension	19022	-	-	-	-	-	-	250,000	-	-	-	250,000
PMD Main Parking lot pavement	19023	-	-	-	-	-	-	210,000	-	-	-	210,000
PMD Arena floor engineering	19025	-	-	-	30,000	-	-	-	-	-	-	30,000
PMD Structural Adequacy Inspection	19026	-	-	-	7,000	-	-	-	-	9,000	-	16,000
PMD Structural repairs	19027	50,000	-	-	-	50,000	3	-	-	-	-	100,003
PMD Floor washing machines	19029	-	-	-	-	-	-	-	20,000	-	-	20,000
PMD Compressor-1 Refrigerator Plant	19030	60,000	-	-	-	-	-	-	-	-	-	60,000
PMD Dressing Room Flooring	19031	-	90,000	-	-	-	-	-	-	-	-	90,000
PMD Compressor-2 Refrigerator Plant	19032	-	-	60,000	-	-	-	-	-	-	-	60,000
PMD Chiller & Pump	19033	-	-	-	-	-	70,000	-	-	-	-	70,000
PMD Condenser replacement	19034	-	-	-	-	50,000	-	-	-	-	-	50,000
PMD Replace Floor Hall	19035	-	-	-	-	-	-	75,000	-	-	-	75,000
PMD Stage & Sound system	19036	-	25,000	-	-	-	-	-	-	-	-	25,000
PMD Glass Door replacement	19037	5,000	15,000	-	-	-	-	-	-	-	-	20,000
PMD Kitchen & Board room renovation	19038	-	-	-	-	-	-	100,000	-	-	-	100,000
PMD Roof insulation & covering	19041	-	-	-	-	-	50,000	-	-	-	-	50,000
PMD New Roof over Arena Ice Building	20167	-	-	-	-	-	360,000	-	-	-	-	360,000
<b>Subtotal Facilities</b>		195,000	130,000	190,000	40,500	100,000	1,455,003	1,160,000	20,000	9,000	-	3,299,503
Future 50/50	18078	20,000	20,000	20,000	20,000	20,000	20,000	20,000	20,000	20,000	20,000	200,000



# The Corporation of the Township of Mapleton

## Capital Budget 2021 - 2030

		Budget 2021	Budget 2022	Budget 2023	Budget 2024	Budget 2025	Budget 2026	Budget 2027	Budget 2028	Budget 2029	Budget 2030	Ten Year Total
Glen Allan Slide replacement	20169	6,500	-	-	-	-	-	-	-	-	-	6,500
<b>Subtotal Parks</b>		26,500	20,000	20,000	20,000	20,000	20,000	20,000	20,000	20,000	20,000	206,500
Pumper 70 Drayton - replacement	19008	-	-	-	-	-	-	-	365,000	-	-	365,000
Tanker 88 Moorefield - replacement	19009	-	295,000	-	-	-	-	-	-	-	-	295,000
Pumper 80 Moorefield - replacement	19010	-	-	-	-	365,000	-	-	-	-	-	365,000
Unit 1 replacement at both stations	19013	40,000	-	-	-	-	-	-	-	-	-	40,000
Self Contained Breathing	19014	-	-	-	-	385,000	-	-	-	-	-	385,000
Air Bottle Refilling Station	19015	-	-	-	-	65,000	-	-	-	-	-	65,000
Thermal Imaging Camera	19016	-	-	-	8,000	-	-	-	-	8,000	-	16,000
Portable Pumps	19018	-	5,000	-	5,000	-	5,000	-	-	5,000	-	20,000
Portable Generators	19019	4,000	-	4,000	-	-	4,000	-	4,000	-	4,000	20,000
Defibrillators	19020	-	-	-	-	-	-	6,000	-	-	-	6,000
Rescue 85 Moorefield - replacement	20156	-	-	-	-	-	-	-	-	-	325,000	325,000
<b>Subtotal Fire Services</b>		44,000	300,000	4,000	13,000	815,000	9,000	6,000	369,000	13,000	329,000	1,902,000
Mapleton WPCP to 1,300m3/day	18026	-	-	-	-	-	4,500,000	-	-	-	-	4,500,000
Waterworks-Service Breaks Program	18062	40,000	-	40,000	-	40,000	-	50,000	-	50,000	-	220,000
Waterworks Mains & facilities- contingency	18063	53,500	30,000	37,500	34,500	33,000	22,500	22,500	27,500	52,500	27,500	341,000
Water Tower Drayton	18065	-	4,000,000	-	-	-	-	-	-	-	-	4,000,000
Wastewater mains & facilities - contingency	18068	38,500	91,300	13,300	31,300	13,300	17,500	117,000	48,500	33,500	33,500	437,700
Storm water Infiltration (I&I)	18070	55,000	-	-	-	-	80,000	80,000	-	50,000	-	265,000
Sludge Removal	18071	500,000	-	-	-	-	-	-	-	-	250,000	750,000
Wastewater -Pumping Station & Forcemain	19001	3,565,000	-	-	5,000	-	5,000	-	5,000	-	-	3,580,000
Water & Wastewater Condition Assessment	20157	100,000	-	-	-	-	-	50,000	-	-	-	150,000
Class EA to 2,300 m3/d	20158	-	-	-	-	-	-	250,000	-	-	-	250,000



# The Corporation of the Township of Mapleton

## Capital Budget 2021 - 2030

		Budget 2021	Budget 2022	Budget 2023	Budget 2024	Budget 2025	Budget 2026	Budget 2027	Budget 2028	Budget 2029	Budget 2030	Ten Year Total
Mapleton Water Sevicng Master Plan	20159	250,000	-	-	-	-	-	-	-	-	-	250,000
Well Supply Capacity -High Lift Pumping Station Dr	20160	-	2,000,000	-	-	-	-	-	-	-	-	2,000,000
NRW (Non Revenue Water Losses in MField) Study	20163	30,000	-	-	-	-	30,000	-	-	-	-	60,000
NRW (Non Revenue Water Losses in MField) Study	20163	30,000	-	-	-	-	30,000	-	-	-	-	60,000
<b>Subtotal Water &amp; Wastewater</b>		4,662,000	6,121,300	90,800	70,800	86,300	4,685,000	569,500	81,000	186,000	311,000	16,863,700
Computers, tablets and Servers	18001	58,718	5,000	10,000	25,000	10,000	5,000	10,000	5,000	25,000	5,000	158,718
Township Office -New Carpet, Blinds, and Flooring	18002	25,000	5,000	5,000	-	-	-	-	-	-	-	35,000
Alma Downtown	18021	240,000	-	-	-	-	-	-	-	-	-	240,000
Columbarium & Master Plan	18085	-	80,000	-	-	-	-	-	-	-	92,800	172,800
Fire Dept - Drayton parking lot paving	19003	-	-	-	-	30,000	-	-	-	-	-	30,000
Health Dept -Drayton outside railing & counter	19006	30,000	-	-	-	-	-	-	17,000	-	-	47,000
<b>Subtotal Other Assets</b>		353,718	90,000	15,000	25,000	40,000	5,000	10,000	22,000	25,000	97,800	683,518
<b>Total Expenditures</b>		9,223,768	9,999,100	3,405,200	3,757,900	4,863,700	9,783,303	5,494,100	3,262,800	5,923,110	5,537,800	61,250,781
<b>Sources of Funding</b>												
Capital reserve		3,617,768	2,597,800	1,676,695	2,025,879	2,314,179	4,189,303	3,270,379	1,164,579	4,075,889	3,156,779	28,089,250
Protective service reserve		44,000	300,000	4,000	13,000	815,000	9,000	6,000	369,000	13,000	329,000	1,902,000
Cemetary reserve		-	80,000	-	-	-	-	-	-	-	92,800	172,800
Current revenue		900,000	900,000	900,000	900,000	900,000	900,000	900,000	900,000	900,000	900,000	9,000,000
Environment reserve fund		2,090,312	3,387,595	90,800	70,800	86,300	3,906,779	569,500	81,000	186,000	311,000	10,780,086
Gas Tax		667,730	333,865	333,865	348,381	348,381	348,381	348,381	348,381	348,381	348,381	3,774,127
Development charges		1,474,118	2,000,000	-	-	-	-	-	-	-	-	3,474,118
Unconditional grants		399,840	399,840	399,840	399,840	399,840	399,840	399,840	399,840	399,840	399,840	3,998,400
<b>Total Financing</b>		\$ 9,193,768	\$ 9,999,100	\$ 3,405,200	\$ 3,757,900	\$ 4,863,700	\$ 9,753,303	\$ 5,494,100	\$ 3,262,800	\$ 5,923,110	\$ 5,537,800	\$ 61,190,781



# The Corporation of the Township of Mapleton

Capital Budget 2021 - 2030

Draft



# The Corporation of the Township of Mapleton

## Operating Budget with Capital Forecast 2021 - 2030

General government	Budget 2020	Budget 2021	Budget 2022	Revised Budget 2021	Revised Budget 2022
<b>REVENUES</b>					
Fees and charges	\$ 19,522	\$ 19,856	\$ 17,416	\$ 19,856	\$ 17,416
Transfer from reserves	-	-	48,000	208,514	273,067
<b>Total Revenue</b>	19,522	19,856	65,416	228,370	290,483
<b>Expenditures</b>					
Salaries, wages, employee benefits	1,030,137	1,050,739	1,071,754	1,050,739	1,071,754
Supplies, materials and equipment	148,191	150,359	200,448	150,359	200,448
Contracted services	116,492	118,756	121,013	118,756	121,013
Utilities & Insurance costs	68,289	69,655	71,047	69,655	71,047
Financial Expenses	41,482	40,734	40,015	40,734	40,015
<b>Total Expenditures</b>	1,404,591	1,430,243	1,504,277	1,430,243	1,504,277
<b>Net Operating Cost</b>	1,385,069	1,410,387	1,438,861	1,201,873	1,213,794
<b>Transfers</b>					
Transfer to reserves	102,000	102,000	102,000	102,000	102,000
<b>Tax Levy Requirement</b>	1,487,069	1,512,387	1,540,861	1,303,873	1,315,794
yr/yr % change		1.70 %	1.88 %	(12.32)%	0.91 %



# The Corporation of the Township of Mapleton

## Operating Budget with Capital Forecast 2021 - 2030

Council	1600	Budget 2020	Budget 2021	Budget 2022	Revised Budget 2021	Revised Budget 2022
<b>Expenditures</b>						
Wages/Salary	61000 \$	109,104 \$	111,286 \$	113,512 \$	111,286 \$	113,512
CPP	61005	3,923	4,001	4,081	4,001	4,081
EHT	61040	2,128	2,171	2,214	2,171	2,214
Travel Expenses	62010	5,300	5,400	5,500	5,400	5,500
Mileage	62015	800	825	850	825	850
Education/Seminar/Convention	62030	8,152	8,307	8,465	8,307	8,465
Publications/Reference Books	62050	312	318	325	318	325
Telephone/Communications	62090	520	531	541	531	541
Advertising	62130	365	372	380	372	380
Computer - Hardware/Software	62190	650	700	750	700	750
Computer - Maintenance Contract	62200	19,242	19,614	19,994	19,614	19,994
Council Appreciation	62400	3,954	4,033	4,113	4,033	4,113
Donation/Grants	62590	15,000	15,000	15,000	15,000	15,000
Miscellaneous	62800	1,561	1,592	1,624	1,592	1,624
Transfers to reserves	62910	2,000	2,000	2,000	2,000	2,000
<b>Total Expenditures</b>		<b>173,011</b>	<b>176,150</b>	<b>179,349</b>	<b>176,150</b>	<b>179,349</b>
<b>Tax Levy Requirements</b>		<b>173,011</b>	<b>176,150</b>	<b>179,349</b>	<b>176,150</b>	<b>179,349</b>
yr/yr % change			1.81 %	1.82 %	1.81 %	1.82 %





# The Corporation of the Township of Mapleton

## Operating Budget with Capital Forecast 2021 - 2030

Administration	1800	Budget 2020	Budget 2021	Budget 2022	Revised Budget 2021	Revised Budget 2022
<b>Revenue</b>						
Tax Certificates fees	42200 \$	12,485 \$	12,734 \$	12,989 \$	12,734 \$	12,989
Commissioning / Certification	42220	94	96	97	96	97
Rental/Lease Revenue	44024	2,781	2,781	-	2,781	-
Transfer from reserves	45500	-	-	-	208,514	225,067
Miscellaneous/Other Revenue	49000	4,162	4,245	4,330	4,245	4,330
<b>Total Revenue</b>		19,522	19,856	17,416	228,370	242,483
<b>Expenditures</b>						
Wages/Salary	61000	712,117	726,359	740,886	726,359	740,886
CPP	61005	23,873	24,350	24,837	24,350	24,837
EI	61010	10,369	10,576	10,788	10,576	10,788
WSIB	61020	19,843	20,240	20,645	20,240	20,645
RSP	61030	4,605	4,697	4,791	4,697	4,791
EHT	61040	13,886	14,164	14,447	14,164	14,447
Benefits	61050	59,762	60,957	62,176	60,957	62,176
OMERS	61070	70,527	71,938	73,377	71,938	73,377
Debt Charges - Principal	61200	20,900	20,900	20,900	20,900	20,900
Debt Charges - Interest	61210	9,900	9,034	8,194	9,034	8,194
Travel Expenses	62010	12,000	12,228	12,340	12,228	12,340
Mileage	62015	3,000	3,058	3,115	3,058	3,115
Education/Seminar/Convention	62030	17,167	17,510	17,860	17,510	17,860
Membership fees	62040	10,000	10,000	10,000	10,000	10,000
Publications/Reference Books	62050	208	212	216	212	216
Insurance	62060	55,284	56,390	57,517	56,390	57,517
Utilities	62080	7,283	7,428	7,577	7,428	7,577
Telephone/Communications	62090	5,202	5,306	5,412	5,306	5,412
Postage/Courier Service	62110	15,606	15,918	16,236	15,918	16,236
Advertising	62130	5,000	5,095	5,195	5,095	5,195
Material and Supplies	62137	15,000	15,285	15,575	15,285	15,575
Meeting Expense	62138	4,000	4,025	4,050	4,025	4,050
Repairs & Maintenance	62145	2,601	2,653	2,706	2,653	2,706
911 Signs/post/other	62155	520	531	541	531	541
Computer - Hardware/Software	62190	9,500	9,600	9,650	9,600	9,650
Computer - Maintenance Contract	62200	32,500	33,150	33,813	33,150	33,813
Equipment - Maintenance	62300	4,113	4,195	4,279	4,195	4,279
Building - Maintenance	62330	10,404	10,612	10,824	10,612	10,824
Building & Property Taxes	62342	4,682	4,775	4,871	4,775	4,871
Dept Clothing & Apparel	62350	2,081	2,122	2,165	2,122	2,165
Legal Services	62410	23,929	24,408	24,896	24,408	24,896



# The Corporation of the Township of Mapleton

## OPERATING BUDGET AND FORECAST 2021 - 2030

<b>Administration</b>	1800	<b>Budget 2020</b>	<b>Budget 2021</b>	<b>Budget 2022</b>	<b>Revised Budget 2021</b>	<b>Revised Budget 2022</b>
Audit Services	62420	30,671	31,284	31,910	31,284	31,910
Vehicle Maintenance/Expense	62472	1,047	1,068	1,089	1,068	1,089
Election Expense	62500	-	-	48,000	-	48,000
Bank Charges	62600	6,000	6,025	6,050	6,025	6,050
Miscellaneous	62800	10,000	10,000	10,000	10,000	10,000
Transfers to reserves	62910	100,000	100,000	100,000	100,000	100,000
<b>Total Expenditures</b>		<b>1,333,580</b>	<b>1,356,093</b>	<b>1,426,928</b>	<b>1,356,093</b>	<b>1,426,928</b>
<b>Tax Levy Requirements</b>		<b>1,314,058</b>	<b>1,336,237</b>	<b>1,409,512</b>	<b>1,127,723</b>	<b>1,184,445</b>
yr/yr % change			1.69 %	5.48 %	(14.18)%	5.03 %

Draft



# The Corporation of the Township of Mapleton

## Operating Budget with Capital Forecast 2021 - 2030

	1801	Budget 2020	Budget 2021	Budget 2022	Revised Budget 2021	Revised Budget 2022
<b>Administration - Elections</b>						
<b>Revenue</b>						
Transfer from reserves	45500 \$	-	\$ -	\$ 48,000	\$ -	\$ 48,000
<b>Total Revenue</b>		-	-	48,000	-	48,000
<b>Tax Levy Requirements</b>		-	-	(48,000)	-	(48,000)
yr/yr % change			- %	- %	- %	- %

Draft



# The Corporation of the Township of Mapleton

Capital Budget 2021 - 2030

General government	Budget 2021	Budget 2022	Budget 2023	Budget 2024	Budget 2025	Budget 2026	Budget 2027	Budget 2028	Budget 2029	Budget 2030	Ten Year Total	
<b>Capital Projects</b>												
Computers, tablets and Servers	18001	\$ 58,718	\$ 5,000	\$ 10,000	\$ 25,000	\$ 10,000	\$ 5,000	\$ 10,000	\$ 5,000	\$ 25,000	\$ 5,000	158,718
Township Office -New Carpet, Blinds, and Flooring	18002	25,000	5,000	5,000	-	-	-	-	-	-	-	35,000
Fire Dept - Drayton parking lot paving	19003	-	-	-	-	30,000	-	-	-	-	-	30,000
Health Dept -Drayton outside railing & counter	19006	30,000	-	-	-	-	-	17,000	-	-	-	47,000
<b>Total Expenditures</b>		113,718	10,000	15,000	25,000	40,000	5,000	10,000	22,000	25,000	5,000	270,718
<b>Sources of Funding</b>												
Capital reserve		113,718	10,000	15,000	25,000	40,000	5,000	10,000	22,000	25,000	5,000	270,718
<b>Total Financing</b>		\$ 113,718	\$ 10,000	\$ 15,000	\$ 25,000	\$ 40,000	\$ 5,000	\$ 10,000	\$ 22,000	\$ 25,000	\$ 5,000	270,718



# The Corporation of the Township of Mapleton

## Operating Budget with Capital Forecast 2021 - 2030

Protection services	Budget 2020	Budget 2021	Budget 2022	Revised Budget 2021	Revised Budget 2022
<b>REVENUES</b>					
Fees and charges	\$ 596,708	\$ 601,612	\$ 606,516	\$ 601,612	\$ 606,516
<b>Expenditures</b>					
Salaries, wages, employee benefits	751,547	766,578	781,909	766,578	781,909
Supplies, materials and equipment	321,206	326,559	332,012	326,559	332,012
Contracted services	152,526	154,685	156,889	154,685	156,889
Utilities & Insurance costs	46,162	47,065	47,987	47,065	47,987
<b>Total Expenditures</b>	<b>1,271,441</b>	<b>1,294,887</b>	<b>1,318,797</b>	<b>1,294,887</b>	<b>1,318,797</b>
<b>Net Operating Cost</b>	<b>674,733</b>	<b>693,275</b>	<b>712,281</b>	<b>693,275</b>	<b>712,281</b>
<b>Transfers</b>					
Transfer to reserves	155,000	180,000	205,000	180,000	205,000
Transfer to reserve funds	49,081	45,539	41,825	45,539	41,825
<b>Total Transfers</b>	<b>204,081</b>	<b>225,539</b>	<b>246,825</b>	<b>225,539</b>	<b>246,825</b>
<b>Tax Levy Requirement</b>	<b>878,814</b>	<b>918,814</b>	<b>959,106</b>	<b>918,814</b>	<b>959,106</b>
yr/yr % change		4.55 %	4.39 %	4.55 %	4.39 %



# The Corporation of the Township of Mapleton

## Operating Budget with Capital Forecast 2021 - 2030

Fire Department	2000	Budget 2020	Budget 2021	Budget 2022	Revised Budget 2021	Revised Budget 2022
<b>Revenue</b>						
Emergency Calls	43100 \$	45,900 \$	46,800 \$	47,700 \$	46,800 \$	47,700
Inspection Fees	43120	208	212	216	212	216
Miscellaneous/Other Revenue	49000	14,400	14,400	14,400	14,400	14,400
<b>Total Revenue</b>		60,508	61,412	62,316	61,412	62,316
<b>Expenditures</b>						
Wages/Salary	61000	318,230	324,595	331,087	324,595	331,087
CPP	61005	4,368	4,455	4,544	4,455	4,544
EI	61010	1,723	1,757	1,792	1,757	1,792
WSIB	61020	16,568	16,899	17,237	16,899	17,237
RSP	61030	8,634	8,807	8,983	8,807	8,983
EHT	61040	6,205	6,329	6,456	6,329	6,456
Benefits	61050	10,713	10,927	11,146	10,927	11,146
OMERS	61070	2,133	2,176	2,220	2,176	2,220
Travel Expenses	62010	5,202	5,202	5,202	5,202	5,202
Mileage	62015	520	531	541	531	541
Volunteer Driver's Licence Compliance	62021	1,000	1,000	1,000	1,000	1,000
Education/Seminar/Convention	62030	5,202	5,306	5,412	5,306	5,412
External Training	62031	17,167	17,510	17,860	17,510	17,860
Fire Prevention Programs	62032	6,763	6,898	7,036	6,898	7,036
Membership fees	62040	3,121	3,184	3,247	3,184	3,247
Publications/Reference Books	62050	1,093	1,115	1,137	1,115	1,137
Insurance	62060	13,566	13,837	14,114	13,837	14,114
Utilities	62080	18,981	19,361	19,748	19,361	19,748
Telephone/Communications	62090	4,682	4,775	4,871	4,775	4,871
Postage/Courier Service	62110	104	106	108	106	108
Medical Supplies	62125	1,000	1,000	1,000	1,000	1,000
Advertising	62130	1,093	1,115	1,137	1,115	1,137
Material and Supplies	62137	8,323	8,490	8,659	8,490	8,659
Repairs & Maintenance	62145	1,093	1,115	1,138	1,115	1,138
Computer - Hardware/Software	62190	365	372	380	372	380
Computer - Maintenance Contract	62200	5,306	5,412	5,520	5,412	5,520
Computer - Parts/Maintenance	62210	546	557	568	557	568
Equipment - Maintenance	62300	9,364	9,551	9,742	9,551	9,742
Equipment - fuel/oil/grease	62305	8,323	8,490	8,659	8,490	8,659
Radio/Pagers	62308	5,465	5,575	5,686	5,575	5,686
Equipment - parts/tools, etc	62310	19,762	19,898	20,036	19,898	20,036



# The Corporation of the Township of Mapleton

## OPERATING BUDGET AND FORECAST 2021 - 2030

Fire Department	2000	Budget 2020	Budget 2021	Budget 2022	Revised Budget 2021	Revised Budget 2022
Radio Dispatch	62323	22,900	22,900	22,900	22,900	22,900
Building - Maintenance	62330	5,202	5,306	5,412	5,306	5,412
Building - Snow removal	62333	4,162	4,245	4,330	4,245	4,330
Dept Clothing & Apparel	62350	4,372	4,460	4,549	4,460	4,549
Firefighter Recruitment & Retention	62352	5,465	5,575	5,686	5,575	5,686
Vehicle Maintenance/Expense	62472	18,727	19,102	19,484	19,102	19,484
Contracts	62620	2,534	2,534	2,534	2,534	2,534
Fire Agreements	62622	86,352	88,079	89,841	88,079	89,841
Miscellaneous	62800	1,093	1,115	1,138	1,115	1,138
Transfers to reserves	62910	150,000	175,000	200,000	175,000	200,000
<b>Total Expenditures</b>		<b>807,422</b>	<b>844,661</b>	<b>882,140</b>	<b>844,661</b>	<b>882,140</b>
<b>Tax Levy Requirements</b>		<b>746,914</b>	<b>783,249</b>	<b>819,824</b>	<b>783,249</b>	<b>819,824</b>
yr/yr % change			4.86 %	4.67 %	4.86 %	4.67 %

Draft



# The Corporation of the Township of Mapleton

## Operating Budget with Capital Forecast 2021 - 2030

Conservation Authority	2200	Budget 2020	Budget 2021	Budget 2022	Revised Budget 2021	Revised Budget 2022
<b>Expenditures</b>						
Grand River Conservation Authority	63500 \$	103,465 \$	105,535 \$	107,645 \$	105,535 \$	107,645
Maitland Valley Conservation Authority	63600	13,020	13,280	13,546	13,280	13,546
<b>Total Expenditures</b>		116,485	118,815	121,191	118,815	121,191
<b>Tax Levy Requirements</b>		116,485	118,815	121,191	118,815	121,191
yr/yr % change			2.00 %	2.00 %	2.00 %	2.00 %

Draft





# The Corporation of the Township of Mapleton

## Operating Budget with Capital Forecast 2021 - 2030

		Budget 2020	Budget 2021	Budget 2022	Revised Budget 2021	Revised Budget 2022
<b>Animal Control</b>	2400					
<b>Revenue</b>						
Dog License Fees	42000 \$	27,000 \$	26,000 \$	25,000 \$	26,000 \$	25,000
Dog Control Fines/Other	42010	2,000	2,000	2,000	2,000	2,000
<b>Total Revenue</b>		29,000	28,000	27,000	28,000	27,000
<b>Expenditures</b>						
Material and Supplies	62137	500	500	500	500	500
Livestock Claims	62437	3,641	3,714	3,789	3,714	3,789
Contracts	62620	21,000	21,000	21,000	21,000	21,000
<b>Total Expenditures</b>		25,141	25,214	25,289	25,214	25,289
<b>Tax Levy Requirements</b>		(3,859)	(2,786)	(1,711)	(2,786)	(1,711)
yr/yr % change			27.81 %	38.59 %	27.81 %	38.59 %

Draft



# The Corporation of the Township of Mapleton

## Operating Budget with Capital Forecast 2021 - 2030

By-Law Enforcement	2500	Budget 2020	Budget 2021	Budget 2022	Revised Budget 2021	Revised Budget 2022
<b>Revenue</b>						
<b>Expenditures</b>						
Wages/Salary	61000 \$	8,061 \$	8,222 \$	8,386 \$	8,222 \$	8,386
CPP	61005	297	303	309	303	309
EI	61010	125	128	131	128	131
WSIB	61020	258	263	268	263	268
EHT	61040	157	160	163	160	163
Benefits	61050	787	803	819	803	819
OMERS	61070	840	857	874	857	874
Material and Supplies	62137	200	200	200	200	200
Legal Services	62410	1,000	1,000	1,000	1,000	1,000
<b>Total Expenditures</b>		11,725	11,936	12,150	11,936	12,150
<b>Tax Levy Requirements</b>		11,725	11,936	12,150	11,936	12,150
yr/yr % change		-	1.80 %	1.79 %	1.80 %	1.79 %

Draft



# The Corporation of the Township of Mapleton

## Operating Budget with Capital Forecast 2021 - 2030

Building Department	2700	Budget 2020	Budget 2021	Budget 2022	Revised Budget 2021	Revised Budget 2022
<b>Revenue</b>						
Building permits - Fees	42100 \$	485,000 \$	490,000 \$	495,000 \$	490,000 \$	495,000
Septic systems - Permit fees	42110	15,000	15,000	15,000	15,000	15,000
Septic systems - Compliance letters	42112	200	200	200	200	200
Miscellaneous/Other Revenue	49000	7,000	7,000	7,000	7,000	7,000
<b>Total Revenue</b>		507,200	512,200	517,200	512,200	517,200
<b>Expenditures</b>						
Wages/Salary	61000	289,026	294,807	300,703	294,807	300,703
CPP	61005	11,098	11,320	11,546	11,320	11,546
EI	61010	4,711	4,805	4,901	4,805	4,901
WSIB	61020	9,222	9,406	9,594	9,406	9,594
EHT	61040	5,636	5,749	5,864	5,749	5,864
Benefits	61050	23,631	24,104	24,586	24,104	24,586
OMERS	61070	29,124	29,706	30,300	29,706	30,300
Travel Expenses	62010	4,000	4,080	4,162	4,080	4,162
Mileage	62015	3,500	3,570	3,641	3,570	3,641
Health & Safety	62020	900	918	936	918	936
Education/Seminar/Convention	62030	10,000	10,000	10,000	10,000	10,000
Membership fees	62040	2,500	2,550	2,601	2,550	2,601
Publications/Reference Books	62050	3,000	3,060	3,121	3,060	3,121
Insurance	62060	1,000	1,000	1,000	1,000	1,000
Utilities	62080	2,601	2,653	2,706	2,653	2,706
Telephone/Communications	62090	4,500	4,590	4,682	4,590	4,682
Advertising	62130	1,500	1,530	1,561	1,530	1,561
Material and Supplies	62137	3,500	3,570	3,641	3,570	3,641
Computer - Hardware/Software	62190	2,623	2,675	2,729	2,675	2,729
Computer - Maintenance Contract	62200	7,800	7,956	8,115	7,956	8,115
Equipment - Maintenance	62300	2,761	2,816	2,873	2,816	2,873
Equipment - fuel/oil/grease	62305	3,641	3,714	3,788	3,714	3,788
Building - Maintenance	62330	1,040	1,061	1,082	1,061	1,082
Dept Clothing & Apparel	62350	1,665	1,698	1,732	1,698	1,732
Legal Services	62410	5,000	5,100	5,202	5,100	5,202
Vehicle Maintenance/Expense	62472	1,640	1,673	1,706	1,673	1,706
Contracts	62620	20,000	20,000	20,000	20,000	20,000
Engineering Expense	62623	1,000	1,020	1,040	1,020	1,040
Miscellaneous	62800	1,500	1,530	1,563	1,530	1,563
Transfer to reserve funds	62920	49,081	45,539	41,825	45,539	41,825
<b>Total Expenditures</b>		507,200	512,200	517,200	512,200	517,200



# The Corporation of the Township of Mapleton

## OPERATING BUDGET AND FORECAST 2021 - 2030

---

Building Department	2700	Budget 2020	Budget 2021	Budget 2022	Revised Budget 2021	Revised Budget 2022
Tax Levy Requirements		-	-	-	-	-
yr/yr % change			- %	- %	- %	- %

Draft



# The Corporation of the Township of Mapleton

## OPERATING BUDGET AND FORECAST 2021 - 2030

Emergency Measures	2800	Budget 2020	Budget 2021	Budget 2022	Revised Budget 2021	Revised Budget 2022
<b>Expenditures</b>						
Travel Expenses	62010 \$	104 \$	106 \$	108 \$	106 \$	108
Mileage	62015	52	53	54	53	54
Telephone/Communications	62090	832	849	866	849	866
Material and Supplies	62137	1,561	1,592	1,624	1,592	1,624
Transfers to reserves	62910	5,000	5,000	5,000	5,000	5,000
<b>Total Expenditures</b>		<b>7,549</b>	<b>7,600</b>	<b>7,652</b>	<b>7,600</b>	<b>7,652</b>
<b>Tax Levy Requirements</b>		<b>7,549</b>	<b>7,600</b>	<b>7,652</b>	<b>7,600</b>	<b>7,652</b>
yr/yr % change			0.68 %	0.68 %	0.68 %	0.68 %

Draft



# The Corporation of the Township of Mapleton

## Capital Budget 2021 - 2030

Protection services		Budget 2021	Budget 2022	Budget 2023	Budget 2024	Budget 2025	Budget 2026	Budget 2027	Budget 2028	Budget 2029	Budget 2030	Ten Year Total
<b>Capital Projects</b>												
Pumper 70 Drayton - replacement	19008	\$ -	\$ -	\$ -	\$ -	\$ -	\$ -	\$ -	\$ 365,000	\$ -	\$ -	\$ 365,000
Tanker 88 Moorefield - replacement	19009	-	295,000	-	-	-	-	-	-	-	-	295,000
Pumper 80 Moorefield - replacement	19010	-	-	-	-	365,000	-	-	-	-	-	365,000
Unit 1 replacement at both stations	19013	40,000	-	-	-	-	-	-	-	-	-	40,000
Self Contained Breathing	19014	-	-	-	-	385,000	-	-	-	-	-	385,000
Air Bottle Refilling Station	19015	-	-	-	-	65,000	-	-	-	-	-	65,000
Thermal Imaging Camera	19016	-	-	-	8,000	-	-	-	-	8,000	-	16,000
Portable Pumps	19018	-	5,000	-	5,000	-	5,000	-	-	5,000	-	20,000
Portable Generators	19019	4,000	-	4,000	-	-	4,000	-	4,000	-	4,000	20,000
Defibrillators	19020	-	-	-	-	-	-	6,000	-	-	-	6,000
Rescue 85 Moorefield - replacement	20156	-	-	-	-	-	-	-	-	-	325,000	325,000
<b>Total Expenditures</b>		44,000	300,000	4,000	13,000	815,000	9,000	6,000	369,000	13,000	329,000	1,902,000
<b>Sources of Funding</b>												
Protective service reserve		44,000	300,000	4,000	13,000	815,000	9,000	6,000	369,000	13,000	329,000	1,902,000
<b>Total Financing</b>		\$ 44,000	\$ 300,000	\$ 4,000	\$ 13,000	\$ 815,000	\$ 9,000	\$ 6,000	\$ 369,000	\$ 13,000	\$ 329,000	\$ 1,902,000



# The Corporation of the Township of Mapleton

## Operating Budget with Capital Forecast 2021 - 2030

Transportation services	Budget 2020	Budget 2021	Budget 2022	Revised Budget 2021	Revised Budget 2022
<b>REVENUES</b>					
Grants	\$ 719,190	\$ 733,705	\$ 733,705	\$ 733,705	\$ 733,705
Fees and charges	69,724	70,972	72,246	70,972	72,246
Transfer from reserve funds	319,350	333,865	333,865	333,865	333,865
<b>Total Revenue</b>	<b>1,108,264</b>	<b>1,138,542</b>	<b>1,139,816</b>	<b>1,138,542</b>	<b>1,139,816</b>
<b>Expenditures</b>					
Salaries, wages, employee benefits	1,113,233	1,135,493	1,158,194	1,135,493	1,158,194
Supplies, materials and equipment	1,035,733	1,056,556	1,077,768	1,056,556	1,077,768
Contracted services	518,114	529,536	540,780	529,536	585,738
Utilities & Insurance costs	157,694	160,848	164,065	160,848	164,065
Financial Expenses	730,229	650,198	638,435	650,198	638,435
<b>Total Expenditures</b>	<b>3,555,003</b>	<b>3,532,631</b>	<b>3,579,242</b>	<b>3,532,631</b>	<b>3,624,200</b>
<b>Net Operating Cost</b>	<b>2,446,739</b>	<b>2,394,089</b>	<b>2,439,426</b>	<b>2,394,089</b>	<b>2,484,384</b>
<b>Transfers</b>					
Transfer to reserves	2,127,058	2,351,704	2,479,175	2,351,704	2,479,175
Transfer to reserve funds	319,350	333,865	333,865	333,865	333,865
Transfer to capital	900,000	900,000	900,000	900,000	900,000
<b>Total Transfers</b>	<b>3,346,408</b>	<b>3,585,569</b>	<b>3,713,040</b>	<b>3,585,569</b>	<b>3,713,040</b>
<b>Tax Levy Requirement</b>	<b>5,793,147</b>	<b>5,979,658</b>	<b>6,152,466</b>	<b>5,979,658</b>	<b>6,197,424</b>
yr/yr % change		3.22 %	2.89 %	3.22 %	3.64 %



# The Corporation of the Township of Mapleton

## Operating Budget with Capital Forecast 2021 - 2030

Road Department	3101	Budget 2020	Budget 2021	Budget 2022	Revised Budget 2021	Revised Budget 2022
<b>Revenue</b>						
Canada Conditional Grants	41500 \$	319,350 \$	333,865 \$	333,865 \$	333,865 \$	333,865
Ontario Conditional Grants	41620	399,840	399,840	399,840	399,840	399,840
Gravel Resources	42235	2,300	2,300	2,300	2,300	2,300
Entrance Permits/Inspection Fees	43210	5,000	5,000	5,000	5,000	5,000
Transfer from reserve funds	45600	319,350	333,865	333,865	333,865	333,865
<b>Total Revenue</b>		1,045,840	1,074,870	1,074,870	1,074,870	1,074,870
<b>Expenditures</b>						
Wages/Salary	61000	338,778	345,554	352,465	345,554	352,465
CPP	61005	13,573	13,844	14,121	13,844	14,121
EI	61010	5,878	5,996	6,116	5,996	6,116
WSIB	61020	10,408	10,616	10,828	10,616	10,828
RSP	61030	4,196	4,280	4,366	4,280	4,366
EHT	61040	6,606	6,738	6,873	6,738	6,873
Benefits	61050	32,895	33,553	34,224	33,553	34,224
OMERS	61070	28,386	28,954	29,533	28,954	29,533
Debt Charges - Principal	61200	313,355	314,515	316,255	314,515	316,255
Debt Charges - Interest	61210	153,474	143,720	134,151	143,720	134,151
Travel Expenses	62010	5,203	5,307	5,413	5,307	5,413
Mileage	62015	715	729	744	729	744
Health & Safety	62020	1,040	1,062	1,083	1,062	1,083
Education/Seminar/Convention	62030	20,809	21,225	21,650	21,225	21,650
Membership fees	62040	4,163	4,246	4,331	4,246	4,331
Publications/Reference Books	62050	1,041	1,062	1,083	1,062	1,083
Insurance	62060	66,096	67,418	68,766	67,418	68,766
Garbage Collection	62075	1,041	1,062	1,083	1,062	1,083
Utilities	62080	42,841	43,698	44,572	43,698	44,572
Telephone/Communications	62090	7,141	7,284	7,430	7,284	7,430
Postage/Courier Service	62110	521	532	542	532	542
Advertising	62130	7,284	7,429	7,578	7,429	7,578
Material and Supplies	62137	15,815	16,131	16,454	16,131	16,454
Repairs & Maintenance	62145	5,203	5,307	5,413	5,307	5,413
Computer - Hardware/Software	62190	17,014	17,353	17,700	17,353	17,700
Computer - Maintenance Contract	62200	5,794	5,909	6,028	5,909	6,028
Equipment - Maintenance	62300	4,163	4,246	4,331	4,246	4,331
Equipment - fuel/oil/grease	62305	1,666	1,699	1,733	1,699	1,733
Radio/Pagers	62308	6,764	6,899	7,037	6,899	7,037
Small Tools	62315	3,642	3,715	3,790	3,715	3,790
Building - Maintenance	62330	4,163	4,246	4,331	4,246	4,331





# The Corporation of the Township of Mapleton

## OPERATING BUDGET AND FORECAST 2021 - 2030

Road Department	3101	Budget 2020	Budget 2021	Budget 2022	Revised Budget 2021	Revised Budget 2022
Dept Clothing & Apparel	62350	12,486	12,736	12,990	12,736	12,990
SOCAN - Tariff fee	62560	20,605	21,225	21,650	21,225	21,650
Contracts	62620	10,613	10,825	11,042	10,825	56,000
Miscellaneous	62800	5,411	5,519	5,630	5,519	5,630
Transfer to capital	62900	900,000	900,000	900,000	900,000	900,000
Transfers to reserves	62910	1,262,058	1,401,771	1,420,396	1,401,771	1,420,396
Transfer to reserve funds	62920	319,350	333,865	333,865	333,865	333,865
<b>Total Expenditures</b>		<b>3,660,191</b>	<b>3,820,270</b>	<b>3,845,597</b>	<b>3,820,270</b>	<b>3,890,555</b>
<b>Tax Levy Requirements</b>		<b>2,614,351</b>	<b>2,745,400</b>	<b>2,770,727</b>	<b>2,745,400</b>	<b>2,815,685</b>
yr/yr % change			5.01 %	0.92 %	5.01 %	2.56 %

Draft



# The Corporation of the Township of Mapleton

## Operating Budget with Capital Forecast 2021 - 2030

Bridges & Culverts	3011	Budget 2020	Budget 2021	Budget 2022	Revised Budget 2021	Revised Budget 2022
<b>Expenditures</b>						
Wages/Salary	61000 \$	27,135 \$	27,678 \$	28,232 \$	27,678 \$	28,232
CPP	61005	991	1,011	1,031	1,011	1,031
EI	61010	427	436	445	436	445
WSIB	61020	820	836	853	836	853
RSP	61030	376	384	392	384	392
EHT	61040	529	540	551	540	551
Benefits	61050	2,614	2,666	2,719	2,666	2,719
OMERS	61070	2,440	2,489	2,539	2,489	2,539
Debt Charges - Principal	61200	135,411	135,411	135,411	135,411	135,411
Debt Charges - Interest	61210	58,474	54,333	50,355	54,333	50,355
Material and Supplies	62137	35,853	36,570	37,301	36,570	37,301
Contracts	62620	10,404	10,612	10,824	10,612	10,824
Transfers to reserves	62910	840,000	924,933	1,033,779	924,933	1,033,779
<b>Total Expenditures</b>		<b>1,115,474</b>	<b>1,197,899</b>	<b>1,304,432</b>	<b>1,197,899</b>	<b>1,304,432</b>
<b>Tax Levy Requirements</b>		<b>1,115,474</b>	<b>1,197,899</b>	<b>1,304,432</b>	<b>1,197,899</b>	<b>1,304,432</b>
yr/yr % change			7.39 %	8.89 %	7.39 %	8.89 %



# The Corporation of the Township of Mapleton

## Operating Budget with Capital Forecast 2021 - 2030

Grass Mowing	3021	Budget 2020	Budget 2021	Budget 2022	Revised Budget 2021	Revised Budget 2022
<b>Expenditures</b>						
Wages/Salary	61000 \$	32,792 \$	33,448 \$	34,117 \$	33,448 \$	34,117
CPP	61005	1,580	1,612	1,644	1,612	1,644
EI	61010	676	690	704	690	704
WSIB	61020	1,049	1,070	1,091	1,070	1,091
RSP	61030	392	400	408	400	408
EHT	61040	639	652	665	652	665
Benefits	61050	3,761	3,836	3,913	3,836	3,913
OMERS	61070	2,573	2,624	2,676	2,624	2,676
Material and Supplies	62137	9,690	9,884	10,081	9,884	10,081
<b>Total Expenditures</b>		53,152	54,216	55,299	54,216	55,299
<b>Tax Levy Requirements</b>		53,152	54,216	55,299	54,216	55,299
yr/yr % change			2.00 %	2.00 %	2.00 %	1.96 %

Draft



# The Corporation of the Township of Mapleton

## Operating Budget with Capital Forecast 2021 - 2030

Brushing / Tree Trimming	3022	Budget 2020	Budget 2021	Budget 2022	Revised Budget 2021	Revised Budget 2022
<b>Expenditures</b>						
Wages/Salary	61000 \$	49,045 \$	50,026 \$	51,027 \$	50,026 \$	51,027
CPP	61005	2,306	2,352	2,399	2,352	2,399
EI	61010	1,013	1,033	1,054	1,033	1,054
WSIB	61020	1,569	1,600	1,632	1,600	1,632
RSP	61030	882	900	918	900	918
EHT	61040	956	975	995	975	995
Benefits	61050	5,061	5,162	5,265	5,162	5,265
OMERS	61070	3,142	3,205	3,269	3,205	3,269
Material and Supplies	62137	988	1,008	1,028	1,008	1,028
Equipment - Maintenance	62300	988	1,008	1,028	1,008	1,028
Equipment - fuel/oil/grease	62305	988	1,008	1,028	1,008	1,028
Contracts	62620	17,830	18,186	18,550	18,186	18,550
<b>Total Expenditures</b>		<b>84,768</b>	<b>86,463</b>	<b>88,193</b>	<b>86,463</b>	<b>88,193</b>
<b>Tax Levy Requirements</b>		<b>84,768</b>	<b>86,463</b>	<b>88,193</b>	<b>86,463</b>	<b>88,193</b>
yr/yr % change			2.00 %	2.00 %	2.00 %	2.00 %



# The Corporation of the Township of Mapleton

## Operating Budget with Capital Forecast 2021 - 2030

Ditching	3023	Budget 2020	Budget 2021	Budget 2022	Revised Budget 2021	Revised Budget 2022
<b>Expenditures</b>						
Wages/Salary	61000 \$	5,648 \$	5,761 \$	5,876 \$	5,761 \$	5,876
CPP	61005	236	241	246	241	246
EI	61010	105	107	109	107	109
WSIB	61020	181	185	189	185	189
RSP	61030	196	200	204	200	204
EHT	61040	110	112	114	112	114
Benefits	61050	616	628	641	628	641
OMERS	61070	349	356	363	356	363
Material and Supplies	62137	2,175	2,218	2,262	2,218	2,262
Contracts	62620	29,073	29,651	30,244	29,651	30,244
<b>Total Expenditures</b>		<b>38,689</b>	<b>39,459</b>	<b>40,248</b>	<b>39,459</b>	<b>40,248</b>
<b>Tax Levy Requirements</b>		<b>38,689</b>	<b>39,459</b>	<b>40,248</b>	<b>39,459</b>	<b>40,248</b>
yr/yr % change			1.99 %	2.00 %	1.99 %	2.00 %



# The Corporation of the Township of Mapleton

## Operating Budget with Capital Forecast 2021 - 2030

Storm Sewers	3024	Budget 2020	Budget 2021	Budget 2022	Revised Budget 2021	Revised Budget 2022
<b>Expenditures</b>						
Wages/Salary	61000 \$	185 \$	189 \$	193 \$	189 \$	193
CPP	61005	6	6	6	6	6
EI	61010	2	2	2	2	2
WSIB	61020	6	6	6	6	6
EHT	61040	4	4	4	4	4
Benefits	61050	17	17	17	17	17
OMERS	61070	20	20	20	20	20
Material and Supplies	62137	1,977	2,016	2,057	2,016	2,057
Contracts	62620	39,729	40,524	41,334	40,524	41,334
Miscellaneous	62800	840	857	874	857	874
<b>Total Expenditures</b>		42,786	43,641	44,513	43,641	44,513
<b>Tax Levy Requirements</b>		42,786	43,641	44,513	43,641	44,513
yr/yr % change			2.00 %	2.00 %	2.00 %	2.00 %

Draft



# The Corporation of the Township of Mapleton

## Operating Budget with Capital Forecast 2021 - 2030

Sweeping / Catch Basins	3032	Budget 2020	Budget 2021	Budget 2022	Revised Budget 2021	Revised Budget 2022
<b>Expenditures</b>						
Wages/Salary	61000 \$	3,117 \$	3,179 \$	3,243 \$	3,179 \$	3,243
CPP	61005	142	145	148	145	148
EI	61010	63	64	65	64	65
WSIB	61020	100	102	104	102	104
RSP	61030	114	116	118	116	118
EHT	61040	61	62	63	62	63
Benefits	61050	346	353	360	353	360
OMERS	61070	164	167	170	167	170
Material and Supplies	62137	692	705	719	705	719
Contracts	62620	19,380	19,768	20,163	19,768	20,163
<b>Total Expenditures</b>		24,179	24,661	25,153	24,661	25,153
<b>Tax Levy Requirements</b>		24,179	24,661	25,153	24,661	25,153
yr/yr % change			1.99 %	2.00 %	1.99 %	2.00 %

Draft



# The Corporation of the Township of Mapleton

## Operating Budget with Capital Forecast 2021 - 2030

Line Painting	3033	Budget 2020	Budget 2021	Budget 2022	Revised Budget 2021	Revised Budget 2022
<b>Expenditures</b>						
Wages/Salary	61000	\$ 555	\$ 566	\$ 577	\$ 566	577
CPP	61005	18	18	18	18	18
EI	61010	7	7	7	7	7
WSIB	61020	18	18	18	18	18
EHT	61040	11	11	11	11	11
Benefits	61050	50	51	52	51	52
OMERS	61070	61	62	63	62	63
Contracts	62620	39,535	40,326	41,132	40,326	41,132
<b>Total Expenditures</b>		40,255	41,059	41,878	41,059	41,878
<b>Tax Levy Requirements</b>		40,255	41,059	41,878	41,059	41,878
yr/yr % change			2.00 %	1.99 %	2.00 %	1.99 %

Draft





# The Corporation of the Township of Mapleton

## Operating Budget with Capital Forecast 2021 - 2030

Crossing Guards	3034	Budget 2020	Budget 2021	Budget 2022	Revised Budget 2021	Revised Budget 2022
<b>Expenditures</b>						
Wages/Salary	61000 \$	9,164 \$	9,347 \$	9,534 \$	9,347 \$	9,534
CPP	61005	58	59	60	59	60
EI	61010	208	212	216	212	216
WSIB	61020	293	299	305	299	305
EHT	61040	179	183	187	183	187
Benefits	61050	7	7	7	7	7
OMERS	61070	7	7	7	7	7
Material and Supplies	62137	520	531	541	531	541
<b>Total Expenditures</b>		10,436	10,645	10,857	10,645	10,857
<b>Tax Levy Requirements</b>		10,436	10,645	10,857	10,645	10,857
yr/yr % change			2.00 %	1.99 %	2.00 %	1.99 %

Draft



# The Corporation of the Township of Mapleton

## Operating Budget with Capital Forecast 2021 - 2030

Sidewalks	3035	Budget 2020	Budget 2021	Budget 2022	Revised Budget 2021	Revised Budget 2022
<b>Expenditures</b>						
Wages/Salary	61000 \$	555 \$	566 \$	577 \$	566 \$	577
CPP	61005	18	18	18	18	18
EI	61010	7	7	7	7	7
WSIB	61020	18	18	18	18	18
EHT	61040	11	11	11	11	11
Benefits	61050	50	51	52	51	52
OMERS	61070	61	62	63	62	63
Material and Supplies	62137	587	593	599	593	599
Contracts	62620	59,303	60,489	61,699	60,489	61,699
<b>Total Expenditures</b>		60,610	61,815	63,044	61,815	63,044
<b>Tax Levy Requirements</b>		60,610	61,815	63,044	61,815	63,044
yr/yr % change			1.99 %	1.99 %	1.99 %	1.99 %

Draft



# The Corporation of the Township of Mapleton

## Operating Budget with Capital Forecast 2021 - 2030

Crack Sealing	3037	Budget 2020	Budget 2021	Budget 2022	Revised Budget 2021	Revised Budget 2022
<b>Expenditures</b>						
Wages/Salary	61000 \$	363 \$	370 \$	377 \$	370 \$	377
CPP	61005	16	16	16	16	16
EI	61010	7	7	7	7	7
WSIB	61020	12	12	12	12	12
RSP	61030	16	16	16	16	16
EHT	61040	7	7	7	7	7
Benefits	61050	42	43	44	43	44
OMERS	61070	17	17	17	17	17
Contracts	62620	49,419	50,407	51,416	50,407	51,416
<b>Total Expenditures</b>		<b>49,899</b>	<b>50,895</b>	<b>51,912</b>	<b>50,895</b>	<b>51,912</b>
<b>Tax Levy Requirements</b>		<b>49,899</b>	<b>50,895</b>	<b>51,912</b>	<b>50,895</b>	<b>51,912</b>
yr/yr % change			2.00 %	2.00 %	2.00 %	2.00 %

Draft



# The Corporation of the Township of Mapleton

## Operating Budget with Capital Forecast 2021 - 2030

Grading	3042	Budget 2020	Budget 2021	Budget 2022	Revised Budget 2021	Revised Budget 2022
<b>Expenditures</b>						
Wages/Salary	61000 \$	38,377 \$	39,145 \$	39,928 \$	39,145 \$	39,928
CPP	61005	1,723	1,757	1,792	1,757	1,792
EI	61010	770	785	801	785	801
WSIB	61020	1,228	1,253	1,278	1,253	1,278
RSP	61030	1,649	1,682	1,716	1,682	1,716
EHT	61040	748	763	778	763	778
Benefits	61050	4,366	4,453	4,542	4,453	4,542
OMERS	61070	1,871	1,908	1,946	1,908	1,946
Contracts	62620	29,361	30,244	30,849	30,244	30,849
<b>Total Expenditures</b>		<b>80,093</b>	<b>81,990</b>	<b>83,630</b>	<b>81,990</b>	<b>83,630</b>
<b>Tax Levy Requirements</b>		<b>80,093</b>	<b>81,990</b>	<b>83,630</b>	<b>81,990</b>	<b>83,630</b>
yr/yr % change			2.37 %	2.00 %	2.37 %	2.00 %

Draft



# The Corporation of the Township of Mapleton

## Operating Budget with Capital Forecast 2021 - 2030

Dust Control	3043	Budget 2020	Budget 2021	Budget 2022	Revised Budget 2021	Revised Budget 2022
<b>Expenditures</b>						
Wages/Salary	61000 \$	4,922 \$	5,020 \$	5,120 \$	5,020 \$	5,120
CPP	61005	204	208	212	208	212
EI	61010	90	92	94	92	94
WSIB	61020	158	161	164	161	164
RSP	61030	163	166	169	166	169
EHT	61040	96	98	100	98	100
Benefits	61050	533	544	555	544	555
OMERS	61070	314	320	326	320	326
Contracts	62620	123,548	126,018	128,539	126,018	128,539
<b>Total Expenditures</b>		130,028	132,627	135,279	132,627	135,279
<b>Tax Levy Requirements</b>		130,028	132,627	135,279	132,627	135,279
yr/yr % change			2.00 %	2.00 %	2.00 %	2.00 %

Draft



# The Corporation of the Township of Mapleton

## Operating Budget with Capital Forecast 2021 - 2030

		Budget 2020	Budget 2021	Budget 2022	Revised Budget 2021	Revised Budget 2022
Resurfacing	3044					
<b>Expenditures</b>						
Contracts	62620 \$	38,760 \$	39,535 \$	40,326 \$	39,535 \$	40,326
<b>Total Expenditures</b>		38,760	39,535	40,326	39,535	40,326
<b>Tax Levy Requirements</b>		38,760	39,535	40,326	39,535	40,326
yr/yr % change			2.00 %	2.00 %	2.00 %	2.00 %

Draft



# The Corporation of the Township of Mapleton

## Operating Budget with Capital Forecast 2021 - 2030

Gravel / Shoulder Maintenance	3045	Budget 2020	Budget 2021	Budget 2022	Revised Budget 2021	Revised Budget 2022
<b>Expenditures</b>						
Wages/Salary	61000 \$	18,360 \$	18,727 \$	19,102 \$	18,727 \$	19,102
CPP	61005	796	812	828	812	828
EI	61010	354	361	368	361	368
WSIB	61020	588	600	612	600	612
RSP	61030	735	750	765	750	765
EHT	61040	358	365	372	365	372
Benefits	61050	2,055	2,096	2,138	2,096	2,138
OMERS	61070	999	1,019	1,039	1,019	1,039
Material and Supplies	62137	271,320	276,746	282,281	276,746	282,281
Contracts	62620	988	1,008	1,028	1,008	1,028
<b>Total Expenditures</b>		296,553	302,484	308,533	302,484	308,533
<b>Tax Levy Requirements</b>		296,553	302,484	308,533	302,484	308,533
yr/yr % change			2.00 %	2.00 %	2.00 %	2.00 %



# The Corporation of the Township of Mapleton

## Operating Budget with Capital Forecast 2021 - 2030

Patching / Washouts	3048	Budget 2020	Budget 2021	Budget 2022	Revised Budget 2021	Revised Budget 2022
<b>Expenditures</b>						
Wages/Salary	61000 \$	43,214 \$	44,078 \$	44,960 \$	44,078 \$	44,960
CPP	61005	1,962	2,001	2,041	2,001	2,041
EI	61010	871	888	906	888	906
WSIB	61020	1,383	1,411	1,439	1,411	1,439
RSP	61030	1,469	1,498	1,528	1,498	1,528
EHT	61040	843	860	877	860	877
Benefits	61050	4,749	4,844	4,941	4,844	4,941
OMERS	61070	2,367	2,414	2,462	2,414	2,462
Material and Supplies	62137	39,535	40,236	41,132	40,236	41,132
Equipment Charges - E1 Pumps	62301	1,680	1,714	1,748	1,714	1,748
Contracts	62620	19,380	19,768	20,163	19,768	20,163
<b>Total Expenditures</b>		117,453	119,712	122,197	119,712	122,197
<b>Tax Levy Requirements</b>		117,453	119,712	122,197	119,712	122,197
yr/yr % change			1.92 %	2.08 %	1.92 %	2.08 %





# The Corporation of the Township of Mapleton

## Operating Budget with Capital Forecast 2021 - 2030

Road Patrol	3050	Budget 2020	Budget 2021	Budget 2022	Revised Budget 2021	Revised Budget 2022
<b>Expenditures</b>						
Wages/Salary	61000 \$	27,858 \$	28,415 \$	28,983 \$	28,415 \$	28,983
CPP	61005	935	954	973	954	973
EI	61010	401	409	417	409	417
WSIB	61020	843	860	877	860	877
RSP	61030	310	316	322	316	322
EHT	61040	543	554	565	554	565
Benefits	61050	2,543	2,594	2,646	2,594	2,646
OMERS	61070	2,675	2,729	2,784	2,729	2,784
Material and Supplies	62137	969	988	1,008	988	1,008
<b>Total Expenditures</b>		<b>37,077</b>	<b>37,819</b>	<b>38,575</b>	<b>37,819</b>	<b>38,575</b>
<b>Tax Levy Requirements</b>		<b>37,077</b>	<b>37,819</b>	<b>38,575</b>	<b>37,819</b>	<b>38,575</b>
yr/yr % change			2.00 %	2.00 %	2.00 %	2.00 %

Draft



# The Corporation of the Township of Mapleton

## Operating Budget with Capital Forecast 2021 - 2030

Safety Devices	3061	Budget 2020	Budget 2021	Budget 2022	Revised Budget 2021	Revised Budget 2022
<b>Expenditures</b>						
Wages/Salary	61000 \$	16,660 \$	16,993 \$	17,333 \$	16,993 \$	17,333
CPP	61005	757	772	787	772	787
EI	61010	338	345	352	345	352
WSIB	61020	533	544	555	544	555
RSP	61030	490	500	510	500	510
EHT	61040	325	332	339	332	339
Benefits	61050	1,704	1,738	1,773	1,738	1,773
OMERS	61070	892	910	928	910	928
Material and Supplies	62137	10,872	11,090	11,311	11,090	11,311
Equipment Charges - E1 Pumps	62301	495	505	515	505	515
Contracts	62620	1,483	1,513	1,543	1,513	1,543
Miscellaneous	62800	4,942	5,041	5,142	5,041	5,142
<b>Total Expenditures</b>		39,491	40,283	41,088	40,283	41,088
<b>Tax Levy Requirements</b>		39,491	40,283	41,088	40,283	41,088
yr/yr % change			2.01 %	2.00 %	2.01 %	2.00 %



# The Corporation of the Township of Mapleton

## Operating Budget with Capital Forecast 2021 - 2030

Winter Maintenance - Roads	3080	Budget 2020	Budget 2021	Budget 2022	Revised Budget 2021	Revised Budget 2022
<b>Revenue</b>						
Other Municipal - Grants & Fees	41800 \$	62,424 \$	63,672 \$	64,946 \$	63,672 \$	64,946
<b>Total Revenue</b>		62,424	63,672	64,946	63,672	64,946
<b>Expenditures</b>						
Wages/Salary	61000	156,837	159,974	163,173	159,974	163,173
CPP	61005	7,018	7,158	7,301	7,158	7,301
EI	61010	3,103	3,165	3,228	3,165	3,228
WSIB	61020	4,923	5,021	5,121	5,021	5,121
RSP	61030	2,743	2,798	2,854	2,798	2,854
EHT	61040	3,058	3,119	3,181	3,119	3,181
Benefits	61050	15,071	15,372	15,679	15,372	15,679
OMERS	61070	10,130	10,333	10,540	10,333	10,540
Material and Supplies	62137	155,763	158,878	162,056	158,878	162,056
Contracts	62620	6,500	7,400	8,200	7,400	8,200
Transfers to reserves	62910	25,000	25,000	25,000	25,000	25,000
<b>Total Expenditures</b>		390,146	398,218	406,333	398,218	406,333
<b>Tax Levy Requirements</b>						
yr/yr % change		327,722	334,546	341,387	334,546	341,387
			2.08 %	2.04 %	2.08 %	2.04 %



# The Corporation of the Township of Mapleton

## Operating Budget with Capital Forecast 2021 - 2030

Winter Maintenance - Sidewalks	3082	Budget 2020	Budget 2021	Budget 2022	Revised Budget 2021	Revised Budget 2022
<b>Expenditures</b>						
Wages/Salary	61000 \$	18,964 \$	19,343 \$	19,730 \$	19,343 \$	19,730
CPP	61005	744	759	774	759	774
EI	61010	400	408	416	408	416
WSIB	61020	607	619	631	619	631
RSP	61030	33	34	35	34	35
EHT	61040	370	377	385	377	385
Benefits	61050	1,075	1,097	1,119	1,097	1,119
OMERS	61070	869	886	904	886	904
Material and Supplies	62137	1,938	1,977	2,016	1,977	2,016
<b>Total Expenditures</b>		25,000	25,500	26,010	25,500	26,010
<b>Tax Levy Requirements</b>		25,000	25,500	26,010	25,500	26,010
yr/yr % change			2.00 %	2.00 %	2.00 %	2.00 %

Draft



# The Corporation of the Township of Mapleton

## Operating Budget with Capital Forecast 2021 - 2030

		Budget 2020	Budget 2021	Budget 2022	Revised Budget 2021	Revised Budget 2022
<b>Mapleton Street Lighting</b>	3500					
<b>Expenditures</b>						
Debt Charges - Principal	61200 \$	66,600 \$	- \$	- \$	- \$	- \$
Debt Charges - Interest	61210	740	-	-	-	-
Utilities	62080	41,616	42,448	43,297	42,448	43,297
Repairs & Maintenance	62145	5,100	5,200	5,300	5,200	5,300
<b>Total Expenditures</b>		114,056	47,648	48,597	47,648	48,597
<b>Tax Levy Requirements</b>		114,056	47,648	48,597	47,648	48,597
yr/yr % change			(58.22)%	1.99 %	(58.22)%	1.99 %

Draft



# The Corporation of the Township of Mapleton

## Operating Budget with Capital Forecast 2021 - 2030

Fleet - Tandems	3235	Budget 2020	Budget 2021	Budget 2022	Revised Budget 2021	Revised Budget 2022
<b>Expenditures</b>						
Wages/Salary	61000 \$	31,549 \$	32,180 \$	32,824 \$	32,180 \$	32,824
CPP	61005	1,455	1,484	1,514	1,484	1,514
EI	61010	646	659	672	659	672
WSIB	61020	1,010	1,030	1,051	1,030	1,051
RSP	61030	882	900	918	900	918
EHT	61040	615	627	640	627	640
Benefits	61050	3,295	3,361	3,428	3,361	3,428
OMERS	61070	1,751	1,786	1,822	1,786	1,822
Licence	62024	15,453	15,762	16,077	15,762	16,077
Lubrication	62065	34,572	35,263	35,969	35,263	35,969
Equipment - fuel/oil/grease	62305	83,243	84,908	86,606	84,908	86,606
Equipment - parts/tools, etc	62310	67,191	68,535	69,906	68,535	69,906
<b>Total Expenditures</b>		241,662	246,495	251,427	246,495	251,427
<b>Tax Levy Requirements</b>		241,662	246,495	251,427	246,495	251,427
yr/yr % change			2.00 %	2.00 %	2.00 %	2.00 %



# The Corporation of the Township of Mapleton

## Operating Budget with Capital Forecast 2021 - 2030

Fleet - Graders	3240	Budget 2020	Budget 2021	Budget 2022	Revised Budget 2021	Revised Budget 2022
<b>Expenditures</b>						
Wages/Salary	61000 \$	19,885 \$	20,283 \$	20,689 \$	20,283 \$	20,689
CPP	61005	902	920	938	920	938
EI	61010	401	409	417	409	417
WSIB	61020	636	649	662	649	662
RSP	61030	735	750	765	750	765
EHT	61040	388	396	404	396	404
Benefits	61050	2,211	2,255	2,300	2,255	2,300
OMERS	61070	1,045	1,066	1,087	1,066	1,087
Licence	62024	1,490	1,520	1,550	1,520	1,550
Lubrication	62065	20,866	21,283	21,709	21,283	21,709
Material and Supplies	62137	2,040	2,081	2,122	2,081	2,122
Equipment - fuel/oil/grease	62305	41,587	42,419	43,268	42,419	43,268
Equipment - parts/tools, etc	62310	10,613	10,825	11,042	10,825	11,042
<b>Total Expenditures</b>		102,799	104,856	106,953	104,856	106,953
<b>Tax Levy Requirements</b>		102,799	104,856	106,953	104,856	106,953
yr/yr % change			2.00 %	2.00 %	2.00 %	2.00 %



# The Corporation of the Township of Mapleton

## Operating Budget with Capital Forecast 2021 - 2030

Fleet - Loaders	3245	Budget 2020	Budget 2021	Budget 2022	Revised Budget 2021	Revised Budget 2022
<b>Expenditures</b>						
Wages/Salary	61000 \$	5,140 \$	5,243 \$	5,348 \$	5,243 \$	5,348
CPP	61005	240	245	250	245	250
EI	61010	106	108	110	108	110
WSIB	61020	164	167	170	167	170
RSP	61030	114	116	118	116	118
EHT	61040	100	102	104	102	104
Benefits	61050	540	551	562	551	562
OMERS	61070	315	321	327	321	327
Lubrication	62065	2,671	2,725	2,779	2,725	2,779
Equipment - fuel/oil/grease	62305	8,242	8,406	8,575	8,406	8,575
Equipment - parts/tools, etc	62310	14,926	15,224	15,529	15,224	15,529
Miscellaneous	62800	2,375	2,422	2,470	2,422	2,470
<b>Total Expenditures</b>		34,933	35,630	36,342	35,630	36,342
<b>Tax Levy Requirements</b>		34,933	35,630	36,342	35,630	36,342
yr/yr % change			2.00 %	2.00 %	2.00 %	2.00 %





# The Corporation of the Township of Mapleton

## Operating Budget with Capital Forecast 2021 - 2030

Fleet - Pickups	3250	Budget 2020	Budget 2021	Budget 2022	Revised Budget 2021	Revised Budget 2022
<b>Expenditures</b>						
Wages/Salary	61000 \$	4,076 \$	4,158 \$	4,241 \$	4,158 \$	4,241
CPP	61005	187	191	195	191	195
EI	61010	83	85	87	85	87
WSIB	61020	130	133	136	133	136
RSP	61030	114	116	118	116	118
EHT	61040	79	81	83	81	83
Benefits	61050	438	447	456	447	456
OMERS	61070	239	244	249	244	249
Licence	62024	1,118	1,140	1,163	1,140	1,163
Lubrication	62065	1,458	1,487	1,516	1,487	1,516
Equipment - fuel/oil/grease	62305	27,885	28,442	29,011	28,442	29,011
Equipment - parts/tools, etc	62310	21,288	21,714	22,148	21,714	22,148
<b>Total Expenditures</b>		57,095	58,238	59,403	58,238	59,403
Tax Levy Requirements		57,095	58,238	59,403	58,238	59,403
yr/yr % change			2.00 %	2.00 %	2.00 %	2.00 %



# The Corporation of the Township of Mapleton

## Operating Budget with Capital Forecast 2021 - 2030

Fleet - Other Vechiles / Equipment	3232	Budget 2020	Budget 2021	Budget 2022	Revised Budget 2021	Revised Budget 2022
<b>Expenditures</b>						
Wages/Salary	61000	\$ 3,540	\$ 3,611	\$ 3,683	\$ 3,611	\$ 3,683
CPP	61005	171	174	177	174	177
EI	61010	74	75	77	75	77
WSIB	61020	113	115	117	115	117
RSP	61030	16	16	16	16	16
EHT	61040	69	70	71	70	71
Benefits	61050	345	352	359	352	359
OMERS	61070	255	260	265	260	265
Material and Supplies	62137	2,060	2,102	2,144	2,102	2,144
Equipment - fuel/oil/grease	62305	4,032	4,113	4,195	4,113	4,195
Equipment - parts/tools, etc	62310	5,151	5,254	5,359	5,254	5,359
<b>Total Expenditures</b>		<b>15,826</b>	<b>16,142</b>	<b>16,463</b>	<b>16,142</b>	<b>16,463</b>
<b>Tax Levy Requirements</b>		<b>15,826</b>	<b>16,142</b>	<b>16,463</b>	<b>16,142</b>	<b>16,463</b>
yr/yr % change			2.00 %	1.99 %	2.00 %	1.99 %

Draft



# The Corporation of the Township of Mapleton

## Capital Budget 2021 - 2030

Transportation services		Budget 2021	Budget 2022	Budget 2023	Budget 2024	Budget 2025	Budget 2026	Budget 2027	Budget 2028	Budget 2029	Budget 2030	Ten Year Total
<b>Capital Projects</b>												
Culvert Replacement General	18050	\$ -	\$ 50,000	\$ -	\$ -	\$ 50,000	\$ -	\$ -	\$ 60,000	\$ -	\$ 70,000	\$ 230,000
Culvert Replacement Con 3 Lebanon	20172	60,000	-	-	-	-	-	-	-	-	-	60,000
Bridge - PB011	18051	-	60,000	715,000	-	-	-	-	-	-	-	775,000
Bridge - MB009	18056	30,600	510,000	-	-	-	-	-	-	-	-	540,600
Bridges U/S & D/S creek/stream cleaning	19058	-	50,000	50,000	-	50,000	50,000	-	50,000	50,000	60,000	360,000
Bridges -Minor repair program	19059	70,000	-	70,000	-	70,000	-	70,000	-	-	85,000	365,000
Bridges -Inspections for OSIM Report	19060	-	40,000	-	50,000	-	50,000	-	50,000	-	50,000	240,000
Bridges -replace culvert < 3m	19062	-	-	-	200,000	-	-	-	200,000	-	-	400,000
Bridge - PB025	19063	650,000	-	-	-	-	-	-	-	-	-	650,000
Bridge - PB029	19065	-	-	40,000	484,000	-	-	-	-	-	-	524,000
Bridge - PB015	19066	-	-	-	40,000	522,500	-	-	-	-	-	562,500
Bridge - PB021	19067	-	-	-	253,000	-	-	-	-	-	-	253,000
Bridge - MB014	19068	-	-	-	132,000	-	-	-	-	-	-	132,000
Bridge - MB002	19070	-	-	-	-	40,000	1,402,500	-	-	-	-	1,442,500
Bridge - PB013	19071	-	-	-	-	-	-	275,000	-	-	-	275,000
Bridge - PB019	19072	-	-	-	-	-	40,000	951,500	-	-	-	991,500
Bridge - PB030	19073	-	-	-	-	88,000	-	-	-	-	-	88,000
Bridge - PB016	19075	-	-	-	-	-	-	40,000	990,000	-	-	1,030,000
Bridge - PB031	19076	-	-	-	40,000	698,500	-	-	-	-	-	738,500
Bridge - PB045	20139	-	-	-	-	-	-	-	40,000	600,000	-	640,000
<b>Subtotal Bridges &amp; Culverts</b>		810,600	710,000	875,000	1,199,000	1,519,000	1,542,500	1,336,500	1,390,000	650,000	265,000	10,297,600



# The Corporation of the Township of Mapleton

## Capital Budget 2021 - 2030

Transportation services		Budget 2021	Budget 2022	Budget 2023	Budget 2024	Budget 2025	Budget 2026	Budget 2027	Budget 2028	Budget 2029	Budget 2030	Ten Year Total
SDR 6 - C3 Rd 86 Sec M119	18031	250,000	1,073,760	-	-	-	-	-	-	-	-	1,323,760
8th Ln SDR 16 - SDR 17 Sec P242	18032	285,000	-	-	-	-	-	-	-	-	-	285,000
Andrews Dr (Wellington-Dale) Sec D032-33	18035	-	-	221,500	-	-	-	-	-	-	-	221,500
John Street Sec D013	18036	51,950	-	-	-	-	-	-	-	-	-	51,950
SDR 15 -WR 8 to Con 12 Sec M147	18037	-	-	-	750,100	750,100	772,800	-	-	-	-	2,273,000
SDR 15 Hollen Rd to Con 6 Sec M144	18039	-	-	-	210,000	-	-	-	-	-	-	210,000
Con3, WR 10 - Diamond SR M214	18040	-	-	-	-	218,500	-	-	-	-	-	218,500
Edward St (Pine - Wellington) Sec D044	18043	-	101,000	-	-	-	-	-	-	-	-	101,000
8th Ln WR 12-SDR 17 Sec P243	18044	-	-	-	421,000	-	-	-	-	-	-	421,000
Con 4, SDR 3 - WR 9 Sec M221	18045	-	-	-	-	427,800	-	-	-	-	-	427,800
SDR12 Con 16 - WR 109 Sec M139B	18047	-	53,500	-	-	-	-	-	-	-	-	53,500
12th Ln (WR 17 - SDR 20) Sec P267	18048	-	-	352,800	-	-	-	-	-	-	-	352,800
Sidewalk repair program	18059	133,000	70,000	70,000	70,000	70,000	80,000	80,000	80,000	80,000	80,000	813,000
Robin St (John St-End) Sec DO17	19100	-	112,000	-	-	-	-	-	-	-	-	112,000
Road Condition Assessment	19101	-	-	-	60,000	-	-	-	-	-	-	60,000
John St (MainSt E - Wood St) D014 D015 DO016	19102	-	65,000	-	-	-	-	-	-	-	-	65,000
SDR17 (4th Ln-6th Ln) Sec P123A	19104	-	-	-	-	-	-	497,200	497,200	512,300	-	1,506,700
Lakeview Dr (WR11-RD1B) SecP601A	19108	-	-	73,300	-	-	-	-	-	-	-	73,300
Lakeview Dr - RD1B Sec P601B	19109	-	-	52,800	-	-	-	-	-	-	-	52,800
Sailing Club Rd -WR 11 Sec M162	19111	-	-	687,500	-	-	-	-	-	-	-	687,500
SDR18 - 4th Ln Sec P134	19114	-	-	-	-	-	193,000	-	-	-	-	193,000
SDR19 - 6th Ln Sec P153A	19116	-	-	-	-	-	-	491,700	491,800	491,800	-	1,475,300
SDR20- 12th Ln Sec P168A	19119	-	-	-	-	-	-	-	157,800	-	-	157,800
SDR15 (Hollan Rd-Con 5) SecM143	19122	-	-	-	-	-	-	206,200	-	-	-	206,200
Road Asset Management Plan	19129	50,000	-	-	-	-	50,000	-	-	-	-	100,000



# The Corporation of the Township of Mapleton

## Capital Budget 2021 - 2030

Transportation services		Budget 2021	Budget 2022	Budget 2023	Budget 2024	Budget 2025	Budget 2026	Budget 2027	Budget 2028	Budget 2029	Budget 2030	Ten Year Total
James St Rothsay (Head St-WR10)	19130	-	-	150,000	-	-	-	-	-	-	-	150,000
Graham St Alma rural cross section	19134	250,000	-	-	-	-	-	-	-	-	-	250,000
12th Ln (SDR19 - SDR18) Sec P266	20101	-	-	-	-	-	-	-	-	-	1,508,500	1,508,500
SDR 17 (6th Ln - 8th Ln) Sec P124	20105	-	-	-	-	-	-	-	-	1,681,700	-	1,681,700
Con 5 (Hollen Rd-SDR15) Sec M228	20110	-	-	-	-	-	-	-	-	-	705,100	705,100
18th Ln (SDR19 - SDR18) Sec P295	20112	-	-	-	-	-	-	-	-	-	993,400	993,400
SDR 18 -2.439 km N 3rd Ln Sec P133	20113	-	-	-	-	-	-	-	-	-	1,153,000	1,153,000
SDR19 - WR86 Sec P150A	20115	-	-	-	-	-	-	-	-	510,000	-	510,000
SDR19 - 8th Ln Sec P154A	20117	-	-	-	-	-	-	-	-	1,436,450	-	1,436,450
Yatton SDR - 3rd Ln Sec P501	20118	-	-	-	-	-	-	-	-	117,860	-	117,860
Con 5 (SDR15-WR10) Sec M225	20126	-	614,400	-	-	-	-	-	-	-	-	614,400
SDR21 (14th Ln-16th Ln) SecP172	20140	1,155,000	-	-	-	-	-	-	-	-	-	1,155,000
Edward St (WR11-Main St) D022/023/031/044	20141	-	-	-	430,000	-	-	-	-	-	-	430,000
Miscellaneous asphalt patching	20142	150,000	100,000	100,000	100,000	100,000	100,000	100,000	100,000	100,000	-	950,000
Storm Pond Rehabilitation	20143	250,000	250,000	250,000	250,000	250,000	250,000	250,000	-	-	-	1,750,000
ADD Traffic survey for MMS classification	20171	15,000	-	-	-	-	-	-	-	-	-	15,000
<b>Subtotal Roads &amp; Sidewalks</b>		<b>2,589,950</b>	<b>2,439,660</b>	<b>1,957,900</b>	<b>2,291,100</b>	<b>1,816,400</b>	<b>1,445,800</b>	<b>1,625,100</b>	<b>1,326,800</b>	<b>4,930,110</b>	<b>4,440,000</b>	<b>24,862,820</b>
Replace P/U 09-T-103	18089	41,000	-	-	-	-	-	-	-	-	-	41,000
Lawn Tractors	18094	-	29,640	-	-	-	-	-	-	-	35,000	64,640
Replace P/U 12-T-105	18095	-	60,000	-	-	-	-	-	-	-	-	60,000
Replace Pickup GM Silverado 2006	19052	-	51,000	-	-	-	-	-	-	-	-	51,000
PMD Olympia Ice Resurfacer	19056	-	-	-	-	-	-	200,000	-	-	-	200,000
Replace Tandem International T-022 2012	19077	-	-	-	-	-	-	300,000	-	-	-	300,000
Replace Tandem International T-099 2010	19078	-	-	-	-	300,000	-	-	-	-	-	300,000
Replace Pickup Dodge T-101 2016	19079	44,000	-	-	-	-	-	-	-	-	-	44,000



# The Corporation of the Township of Mapleton

## Capital Budget 2021 - 2030

Transportation services		Budget 2021	Budget 2022	Budget 2023	Budget 2024	Budget 2025	Budget 2026	Budget 2027	Budget 2028	Budget 2029	Budget 2030	Ten Year Total
Replace Pickup Ford F450 T-11 2013	19081	-	-	74,000	-	-	-	-	-	-	-	74,000
Replace Pickup Ford F450 T-12 2016	19082	-	-	-	-	-	93,000	-	-	-	-	93,000
Replace Pickup GMC Sierra T-07 2013	19083	-	-	-	-	65,000	-	-	-	-	-	65,000
Replace Bandit Chipper 2014	19084	-	-	-	56,000	-	-	-	-	-	-	56,000
Replace CAT Backhoe 2011	19085	-	-	132,000	-	-	-	-	-	-	-	132,000
Replace Grader Volvo G960 3-1 2006	19086	-	-	-	-	-	480,000	-	-	-	-	480,000
Replace 6070 New Holland TU 2014	19088	-	-	-	-	-	-	267,000	-	-	-	267,000
Replace Pronodust Snowblower	19089	-	-	-	35,000	-	-	-	-	-	40,000	75,000
Roadside mower attachment	19090	-	-	-	-	30,000	-	-	34,000	-	-	64,000
Load Trail Trailer	19092	-	-	5,500	-	-	-	-	-	-	-	5,500
Replace Hustler 4818 Lawnmower 2017	19093	-	-	-	7,500	-	-	-	-	-	-	7,500
Replace Kubota F3990 Lawnmower	19094	46,000	-	-	-	-	48,000	-	-	-	-	94,000
Replace Kubota 3000 Blower Tractor 2013	19095	-	-	-	-	46,000	-	-	-	-	-	46,000
Replace LS 4041 Tractor/Loader 2012	19096	-	-	41,000	-	-	-	-	-	-	-	41,000
Replace JD 997 Lawnmower 2013	19097	-	22,500	-	-	-	-	-	-	-	-	22,500
Replace Kubota 1511 Lawnmower 2018	19098	-	-	-	-	26,000	-	-	-	-	-	26,000
Replace Ferris 5100 Lawnmower 2014	19099	-	25,000	-	-	-	-	-	-	-	-	25,000
Replace Miska Trailer Landscape Trailers	20128	-	-	-	-	-	-	-	-	10,000	-	10,000
Replace Pickup GMC 2018	20129	-	-	-	-	-	-	-	-	50,000	-	50,000
Replace 5100 Lawnmowers	20131	-	-	-	-	-	-	-	-	30,000	-	30,000
New track excavator	20173	250,000	-	-	-	-	-	-	-	-	-	250,000
Excavator float	20174	40,000	-	-	-	-	-	-	-	-	-	40,000
Road widener attachments for loader	20175	85,000	-	-	-	-	-	-	-	-	-	85,000
Plow attachment & controls T-12 1 1/2 ton PU	20176	16,000	-	-	-	-	-	-	-	-	-	16,000
Sweeper attachment for loader	20177	20,000	-	-	-	-	-	-	-	-	-	20,000



## The Corporation of the Township of Mapleton

### Capital Budget 2021 - 2030

	Budget 2021	Budget 2022	Budget 2023	Budget 2024	Budget 2025	Budget 2026	Budget 2027	Budget 2028	Budget 2029	Budget 2030	Ten Year Total
<b>Transportation services</b>											
<b>Subtotal Fleet &amp; Equipment</b>	542,000	188,140	252,500	98,500	467,000	621,000	767,000	34,000	90,000	75,000	3,135,140
<b>Total Expenditures</b>	3,942,550	3,337,800	3,085,400	3,588,600	3,802,400	3,609,300	3,728,600	2,750,800	5,670,110	4,780,000	38,295,560
<b>Sources of Funding</b>											
Capital reserve	3,042,550	2,437,800	1,451,695	1,940,379	2,154,179	2,709,300	2,080,379	1,102,579	4,021,889	3,131,779	24,072,529
Current revenue	900,000	900,000	900,000	900,000	900,000	900,000	900,000	900,000	900,000	900,000	9,000,000
Gas Tax	-	-	333,865	348,381	348,381	-	348,381	348,381	348,381	348,381	2,424,151
Unconditional grants	-	-	399,840	399,840	399,840	-	399,840	399,840	399,840	399,840	2,798,880
<b>Total Financing</b>	\$ 3,942,550	\$ 3,337,800	\$ 3,085,400	\$ 3,588,600	\$ 3,802,400	\$ 3,609,300	\$ 3,728,600	\$ 2,750,800	\$ 5,670,110	\$ 4,780,000	\$ 38,295,560



# The Corporation of the Township of Mapleton

## Operating Budget with Capital Forecast 2021 - 2030

Environmental services	Budget 2020	Budget 2021	Budget 2022	Revised Budget 2021	Revised Budget 2022
<b>REVENUES</b>					
Utilities - rates and charges	\$ 1,407,265	\$ 1,435,294	\$ 1,463,886	\$ 1,435,294	\$ 1,560,901
<b>Expenditures</b>					
Salaries, wages, employee benefits	86,973	88,711	90,486	88,711	90,486
Supplies, materials and equipment	149,524	150,654	151,792	150,654	151,792
Contracted services	326,440	333,180	340,221	333,180	340,221
Utilities & Insurance costs	124,786	125,965	127,294	125,965	127,294
Financial Expenses	371,542	368,500	366,106	288,500	463,121
<b>Total Expenditures</b>	<b>1,059,265</b>	<b>1,067,010</b>	<b>1,075,899</b>	<b>987,010</b>	<b>1,172,914</b>
<b>Net Operating Cost</b>	<b>(348,000)</b>	<b>(368,284)</b>	<b>(387,987)</b>	<b>(448,284)</b>	<b>(387,987)</b>
<b>Transfers</b>					
Transfer to reserve funds	348,000	368,284	387,987	448,284	387,987
<b>Total Transfers</b>	<b>348,000</b>	<b>368,284</b>	<b>387,987</b>	<b>448,284</b>	<b>387,987</b>
yr/yr % change		- %	- %	- %	- %





# The Corporation of the Township of Mapleton

## Operating Budget with Capital Forecast 2021 - 2030

Sanitary Sewer - Drayton	4020	Budget 2020	Budget 2021	Budget 2022	Revised Budget 2021	Revised Budget 2022
<b>Revenue</b>						
Penalties & Interest - Utilities	41210 \$	1,122 \$	1,133 \$	1,145 \$	1,133 \$	1,145
Water/Sewer Certificate Fees	42205	408	412	416	412	416
Sewer Hookup	44300	1,111	1,122	1,133	1,122	1,133
Direct Sewage Billings	44360	693,755	707,630	721,784	707,630	721,784
Miscellaneous/Other Revenue	49000	5,656	5,713	5,770	5,713	5,770
<b>Total Revenue</b>		702,052	716,010	730,248	716,010	730,248
<b>Expenditures</b>						
Wages/Salary	61000	30,138	30,741	31,356	30,741	31,356
CPP	61005	1,153	1,176	1,200	1,176	1,200
EI	61010	515	525	536	525	536
WSIB	61020	916	934	953	934	953
RSP	61030	16	16	16	16	16
EHT	61040	588	600	612	600	612
Benefits	61050	1,707	1,741	1,776	1,741	1,776
OMERS	61070	3,042	3,103	3,165	3,103	3,165
Debt Charges - Principal	61200	146,240	149,000	136,940	149,000	136,940
Debt Charges - Interest	61210	43,462	39,226	49,855	39,226	49,855
Travel Expenses	62010	100	100	100	100	100
Membership fees	62040	200	200	200	200	200
Insurance	62060	1,818	1,836	1,855	1,836	1,855
Utilities	62080	68,680	69,300	70,060	69,300	70,060
Telephone/Communications	62090	2,929	2,958	2,988	2,958	2,988
Postage/Courier Service	62110	1,717	1,734	1,752	1,734	1,752
Advertising	62130	500	500	500	500	500
Material and Supplies	62137	6,400	6,500	6,600	6,500	6,600
Repairs & Maintenance	62145	10,600	10,600	10,600	10,600	10,600
Computer - Maintenance Contract	62200	300	3,000	3,000	3,000	3,000
Equipment - Maintenance	62300	10,200	10,300	10,400	10,300	10,400
Equipment Charges - E1 Pumps	62301	30,000	30,000	30,600	30,000	30,600
Equipment - parts/tools, etc	62310	300	300	300	300	300
Building - Maintenance	62330	300	300	300	300	300
Building & Property Taxes	62342	24,240	24,482	24,727	24,482	24,727
Dept Clothing & Apparel	62350	200	200	200	200	200
Contracts	62620	98,400	98,300	100,200	98,300	100,200
Additional Services - Operator	62621	4,040	4,080	4,121	4,080	4,121
Engineering Expense	62623	25,250	25,503	25,758	25,503	25,758
Miscellaneous	62800	500	500	500	500	500
Transfer to reserve funds	62920	153,766	164,082	174,563	164,082	174,563



# The Corporation of the Township of Mapleton

## OPERATING BUDGET AND FORECAST 2021 - 2030

		Budget 2020	Budget 2021	Budget 2022	Revised Budget 2021	Revised Budget 2022
<b>Sanitary Sewer - Drayton</b>	4020					
Line Maintenance	64220	13,635	13,771	13,909	13,771	13,909
Lagoon Costs	64230	20,200	20,402	20,606	20,402	20,606
<b>Total Expenditures</b>		702,052	716,010	730,248	716,010	730,248
<b>Tax Levy Requirements</b>		-	-	-	-	-
yr/yr % change			- %	- %	- %	- %

Draft



# The Corporation of the Township of Mapleton

## Operating Budget with Capital Forecast 2021 - 2030

Waterworks - Drayton	4520	Budget 2020	Budget 2021	Budget 2022	Revised Budget 2021	Revised Budget 2022
<b>Revenue</b>						
Penalties & Interest - Utilities	41210 \$	1,326 \$	1,339 \$	1,353 \$	1,339 \$	1,353
Water/Sewer Certificate Fees	42205	408	412	416	412	416
Water Connection & Water Meter	44340	1,530	1,545	1,561	1,545	1,561
Direct Water Billings	44350	701,949	715,988	730,308	715,988	827,323
<b>Total Revenue</b>		705,213	719,284	733,638	719,284	830,653
<b>Expenditures</b>						
Wages/Salary	61000	38,419	39,187	39,971	39,187	39,971
CPP	61005	1,492	1,522	1,552	1,522	1,552
EI	61010	666	679	693	679	693
WSIB	61020	1,181	1,205	1,229	1,205	1,229
RSP	61030	261	266	271	266	271
EHT	61040	749	764	779	764	779
Benefits	61050	2,556	2,607	2,659	2,607	2,659
OMERS	61070	3,574	3,645	3,718	3,645	3,718
Debt Charges - Principal	61200	80,000	80,000	80,000	-	100,000
Debt Charges - Interest	61210	45,200	43,392	41,584	43,392	118,599
Travel Expenses	62010	100	100	100	100	100
Mileage	62015	500	500	500	500	500
Education/Seminar/Convention	62030	1,500	1,500	1,500	1,500	1,500
Membership fees	62040	600	600	600	600	600
Insurance	62060	4,343	4,386	4,430	4,386	4,430
Utilities	62080	43,784	44,221	44,664	44,221	44,664
Telephone/Communications	62090	3,232	3,264	3,297	3,264	3,297
Postage/Courier Service	62110	2,222	2,244	2,267	2,244	2,267
Advertising	62130	800	800	800	800	800
Material and Supplies	62137	1,400	1,400	1,400	1,400	1,400
Repairs & Maintenance	62145	8,800	8,800	8,800	8,800	8,800
Computer - Hardware/Software	62190	1,000	1,000	1,000	1,000	1,000
Computer - Maintenance Contract	62200	600	600	600	600	600
Equipment - Maintenance	62300	5,300	5,300	5,300	5,300	5,300
Equipment - parts/tools, etc	62310	400	400	400	400	400
Building - Maintenance	62330	200	200	200	200	200
Building & Property Taxes	62342	2,400	2,400	2,400	2,400	2,400
Dept Clothing & Apparel	62350	200	200	200	200	200
Water Meters	62580	400	400	400	400	400
Water Meter Repairs - Labour	62582	400	400	400	400	400
Water Meter - Install	62584	3,400	3,500	3,600	3,500	3,600
Contracts	62620	217,000	221,000	226,000	221,000	226,000



# The Corporation of the Township of Mapleton

## OPERATING BUDGET AND FORECAST 2021 - 2030

		Budget 2020	Budget 2021	Budget 2022	Revised Budget 2021	Revised Budget 2022
<b>Waterworks - Drayton</b>	4520					
Additional Services - Operator	62621	5,100	5,200	5,300	5,200	5,300
Engineering Expense	62623	12,200	12,400	12,600	12,400	12,600
Studies / Reports	62625	3,700	3,700	3,700	3,700	3,700
Miscellaneous	62800	1,700	1,700	1,700	1,700	1,700
Transfer to reserve funds	62920	194,234	204,202	213,424	284,202	213,424
Sample Testing	64100	2,100	2,100	2,100	2,100	2,100
Line Maintenance	64220	13,500	13,500	13,500	13,500	13,500
<b>Total Expenditures</b>		<b>705,213</b>	<b>719,284</b>	<b>733,638</b>	<b>719,284</b>	<b>830,653</b>
<b>Tax Levy Requirements</b>		-	-	-	-	-
yr/yr % change			- %	- %	- %	- %

Draft



# The Corporation of the Township of Mapleton

## Capital Budget 2021 - 2030

Environmental services		Budget 2021	Budget 2022	Budget 2023	Budget 2024	Budget 2025	Budget 2026	Budget 2027	Budget 2028	Budget 2029	Budget 2030	Ten Year Total
<b>Capital Projects</b>												
Water & Wastewater Condition Assessment	20157	\$ 100,000	\$ -	\$ -	\$ -	\$ -	\$ -	\$ 50,000	\$ -	\$ -	\$ -	\$ 150,000
Class EA to 2,300 m3/d	20158	-	-	-	-	-	-	250,000	-	-	-	250,000
NRW (Non Revenue Water Losses in MField) Study	20163	30,000	-	-	-	-	30,000	-	-	-	-	60,000
Mapleton Water Sevicng Master Plan	20159	250,000	-	-	-	-	-	-	-	-	-	250,000
<b>Subtotal Plans</b>		380,000	-	-	-	-	30,000	300,000	-	-	-	710,000
Waterworks-Service Breaks Program	18062	40,000	-	40,000	-	40,000	-	50,000	-	50,000	-	220,000
Waterworks Mains & facilities- contingency	18063	53,500	30,000	37,500	34,500	33,000	22,500	22,500	27,500	52,500	27,500	341,000
Well Supply Capacity -High Lift Pumping Station Dr	20160	-	2,000,000	-	-	-	-	-	-	-	-	2,000,000
Water Tower Drayton	18065	-	4,000,000	-	-	-	-	-	-	-	-	4,000,000
<b>Subtotal Water</b>		93,500	6,030,000	77,500	34,500	73,000	22,500	72,500	27,500	102,500	27,500	6,561,000
Wastewater mains & facilities - contingency	18068	38,500	91,300	13,300	31,300	13,300	17,500	117,000	48,500	33,500	33,500	437,700
Storm water Infiltration (I&I)	18070	55,000	-	-	-	-	80,000	80,000	-	50,000	-	265,000
Mapleton WPCP to 1,300m3/day	18026	-	-	-	-	-	4,500,000	-	-	-	-	4,500,000
Sludge Removal	18071	500,000	-	-	-	-	-	-	-	-	250,000	750,000
Wastewater -Pumping Station & Forcemain	19001	3,565,000	-	-	5,000	-	5,000	-	5,000	-	-	3,580,000
<b>Subtotal Wastewater</b>		4,158,500	91,300	13,300	36,300	13,300	4,602,500	197,000	53,500	83,500	283,500	9,532,700
<b>Total Expenditures</b>		4,632,000	6,121,300	90,800	70,800	86,300	4,655,000	569,500	81,000	186,000	311,000	16,803,700
<b>Sources of Funding</b>												
Environment reserve fund		2,090,312	3,387,595	90,800	70,800	86,300	3,906,779	569,500	81,000	186,000	311,000	10,780,086
Gas Tax		667,730	333,865	-	-	-	348,381	-	-	-	-	1,349,976
Development charges		1,474,118	2,000,000	-	-	-	-	-	-	-	-	3,474,118



## The Corporation of the Township of Mapleton

### Capital Budget 2021 - 2030

<b>Environmental services</b>	<b>Budget 2021</b>	<b>Budget 2022</b>	<b>Budget 2023</b>	<b>Budget 2024</b>	<b>Budget 2025</b>	<b>Budget 2026</b>	<b>Budget 2027</b>	<b>Budget 2028</b>	<b>Budget 2029</b>	<b>Budget 2030</b>	<b>Ten Year Total</b>
Unconditional grants	399,840	399,840	-	-	-	399,840	-	-	-	-	1,199,520
<b>Total Financing</b>	<b>\$ 4,632,000</b>	<b>\$ 6,121,300</b>	<b>\$ 90,800</b>	<b>\$ 70,800</b>	<b>\$ 86,300</b>	<b>\$ 4,655,000</b>	<b>\$ 569,500</b>	<b>\$ 81,000</b>	<b>\$ 186,000</b>	<b>\$ 311,000</b>	<b>\$ 16,803,700</b>

Draft



# The Corporation of the Township of Mapleton

## Operating Budget with Capital Forecast 2021 - 2030

Health services	Budget 2020	Budget 2021	Budget 2022	Revised Budget 2021	Revised Budget 2022
<b>REVENUES</b>					
Fees and charges	\$ 173,681	\$ 173,946	\$ 174,230	\$ 196,981	\$ 197,721
<b>Expenditures</b>					
Salaries, wages, employee benefits	97,896	99,855	101,850	99,855	101,850
Supplies, materials and equipment	44,160	44,924	45,453	44,924	45,453
Contracted services	2,081	2,122	2,000	2,122	2,000
Utilities & Insurance costs	45,043	46,164	47,279	46,164	47,279
Financial Expenses	91,252	92,268	-	92,268	-
<b>Total Expenditures</b>	<b>280,432</b>	<b>285,333</b>	<b>196,582</b>	<b>285,333</b>	<b>196,582</b>
<b>Net Operating Cost</b>	<b>106,751</b>	<b>111,387</b>	<b>22,352</b>	<b>88,352</b>	<b>(1,139)</b>
<b>Transfers</b>					
Transfer to reserves	5,000	5,000	81,098	5,000	81,098
<b>Total Transfers</b>	<b>5,000</b>	<b>5,000</b>	<b>81,098</b>	<b>5,000</b>	<b>81,098</b>
<b>Tax Levy Requirement</b>	<b>111,751</b>	<b>116,387</b>	<b>103,450</b>	<b>93,352</b>	<b>79,959</b>
yr/yr % change		4.15 %	(11.12)%	(16.46)%	(14.35)%



# The Corporation of the Township of Mapleton

## Operating Budget with Capital Forecast 2021 - 2030

Mapleton Medical Centre	5020	Budget 2020	Budget 2021	Budget 2022	Revised Budget 2021	Revised Budget 2022
<b>Revenue</b>						
Rental/Lease Revenue	44024 \$	160,000 \$	160,000 \$	160,000 \$	160,000 \$	160,000
<b>Total Revenue</b>		160,000	160,000	160,000	160,000	160,000
<b>Expenditures</b>						
Wages/Salary	61000	17,080	17,422	17,770	17,422	17,770
CPP	61005	754	769	784	769	784
EI	61010	353	360	367	360	367
WSIB	61020	547	558	569	558	569
EHT	61040	333	340	347	340	347
Benefits	61050	552	563	574	563	574
OMERS	61070	1,602	1,634	1,667	1,634	1,667
Debt Charges - Principal	61200	83,000	88,000	-	88,000	-
Debt Charges - Interest	61210	8,252	4,268	-	4,268	-
Insurance	62060	4,162	4,245	4,330	4,245	4,330
Garbage Collection	62075	1,716	1,750	1,785	1,750	1,785
Utilities	62080	39,000	40,000	41,000	40,000	41,000
Telephone/Communications	62090	99	101	103	101	103
Material and Supplies	62137	1,000	1,000	1,000	1,000	1,000
Repairs & Maintenance	62145	1,918	1,956	1,995	1,956	1,995
Equipment - Maintenance	62300	1,214	1,238	1,263	1,238	1,263
Building - Maintenance	62330	7,283	7,428	7,577	7,428	7,577
Building - Snow removal	62333	2,500	2,500	2,500	2,500	2,500
Miscellaneous	62800	260	265	271	265	271
Transfers to reserves	62910	-	-	76,098	-	76,098
<b>Total Expenditures</b>		171,625	174,397	160,000	174,397	160,000
<b>Tax Levy Requirements</b>		11,625	14,397	-	14,397	-
yr/yr % change			23.85 %	(100.00)%	23.85 %	(100.00)%





# The Corporation of the Township of Mapleton

## Operating Budget with Capital Forecast 2021 - 2030

Cemeteries - Mapleton	5310	Budget 2020	Budget 2021	Budget 2022	Revised Budget 2021	Revised Budget 2022
<b>Expenditures</b>						
Wages/Salary	61000 \$	10,071 \$	10,272 \$	10,477 \$	10,272 \$	10,477
CPP	61005	486	496	506	496	506
EI	61010	205	209	213	209	213
WSIB	61020	322	328	335	328	335
EHT	61040	196	200	204	200	204
Benefits	61050	1,144	1,167	1,190	1,167	1,190
OMERS	61070	919	937	956	937	956
Cemetery - Maintenance	62493	1,040	1,061	1,000	1,061	1,000
Cemetery - Monument Repairs	62498	2,081	2,122	2,000	2,122	2,000
Contracts	62620	2,081	2,122	2,000	2,122	2,000
<b>Total Expenditures</b>		18,545	18,914	18,881	18,914	18,881
<b>Tax Levy Requirements</b>		18,545	18,914	18,881	18,914	18,881
yr/yr % change			1.99 %	(0.17)%	1.99 %	(0.17)%

Draft



# The Corporation of the Township of Mapleton

## Operating Budget with Capital Forecast 2021 - 2030

Cemeteries - Drayton	5320	Budget 2020	Budget 2021	Budget 2022	Revised Budget 2021	Revised Budget 2022
<b>Revenue</b>						
Burial Fees	42400 \$	4,162 \$	4,245 \$	4,330 \$	13,000 \$	13,260
Footstones/Cornerstones	42410	520	521	541	7,120	7,262
Plot Sales	42420	5,202	5,306	5,412	6,750	6,885
Inspection Fees	42440	520	531	541	541	552
Interest - Bank/Investment	46000	1,457	1,486	1,515	2,100	2,142
Miscellaneous/Other Revenue	49000	-	-	-	120	122
<b>Total Revenue</b>		11,861	12,089	12,339	29,631	30,223
<b>Expenditures</b>						
Wages/Salary	61000	32,849	33,506	34,176	33,506	34,176
CPP	61005	1,383	1,411	1,439	1,411	1,439
EI	61010	584	596	608	596	608
WSIB	61020	1,040	1,061	1,082	1,061	1,082
RSP	61030	524	534	545	534	545
EHT	61040	641	654	667	654	667
Benefits	61050	3,083	3,145	3,208	3,145	3,208
OMERS	61070	2,579	2,631	2,684	2,631	2,684
Health & Safety	62020	520	531	541	531	541
Insurance	62060	501	511	521	511	521
Utilities	62080	676	690	704	690	704
Telephone/Communications	62090	125	127	130	127	130
Material and Supplies	62137	3,374	3,442	3,511	3,442	3,511
Repairs & Maintenance	62145	3,381	3,449	3,518	3,449	3,518
Equipment - Maintenance	62300	260	265	271	265	271
Equipment - fuel/oil/grease	62305	382	390	397	390	397
Equipment - parts/tools, etc	62310	421	429	438	429	438
Cemetery - Maintenance	62493	2,941	3,000	3,060	3,000	3,060
Cemetery - Registration Fees	62494	163	166	169	166	169
Cemetery - Burials	62495	2,935	2,994	3,053	2,994	3,053
Cemetery - Monument Repairs	62498	3,434	3,502	3,572	3,502	3,572
Miscellaneous	62800	520	531	541	531	541
Transfers to reserves	62910	5,000	5,000	5,000	5,000	5,000
<b>Total Expenditures</b>		67,316	68,565	69,835	68,565	69,835
<b>Tax Levy Requirements</b>		55,455	56,476	57,496	38,934	39,612
yr/yr % change			1.84 %	1.81 %	(29.79)%	1.74 %



# The Corporation of the Township of Mapleton

## Operating Budget with Capital Forecast 2021 - 2030

	5350	Budget 2020	Budget 2021	Budget 2022	Revised Budget 2021	Revised Budget 2022
<b>Cemeteries - Hollen</b>						
<b>Revenue</b>						
Burial Fees	42400 \$	520 \$	531 \$	541 \$	2,700 \$	2,754
Footstones/Cornerstones	42410	104	106	108	775	791
Plot Sales	42420	832	849	863	1,350	1,377
Inspection Fees	42440	52	53	54	225	230
Interest - Bank/Investment	46000	312	318	325	2,300	2,346
<b>Total Revenue</b>		1,820	1,857	1,891	7,350	7,498
<b>Expenditures</b>						
Wages/Salary	61000	15,873	16,190	16,514	16,190	16,514
CPP	61005	626	639	652	639	652
EI	61010	264	269	274	269	274
WSIB	61020	497	507	517	507	517
RSP	61030	459	468	477	468	477
EHT	61040	310	316	322	316	322
Benefits	61050	1,588	1,620	1,652	1,620	1,652
OMERS	61070	1,032	1,053	1,074	1,053	1,074
Insurance	62060	480	490	491	490	491
Material and Supplies	62137	1,040	1,061	1,082	1,061	1,082
Equipment - parts/tools, etc	62310	104	106	108	106	108
Cemetery - Maintenance	62493	1,561	1,592	1,624	1,592	1,624
Cemetery - Registration Fees	62494	52	53	54	53	54
Cemetery - Burials	62495	520	531	541	531	541
Cemetery - Monument Repairs	62498	2,500	2,500	2,500	2,500	2,500
Studies / Reports	62625	520	531	541	531	541
Miscellaneous	62800	520	531	541	531	541
<b>Total Expenditures</b>		27,946	28,457	28,964	28,457	28,964
<b>Tax Levy Requirements</b>		26,126	26,600	27,073	21,107	21,466
yr/yr % change			1.81 %	1.78 %	(19.21)%	1.70 %



# The Corporation of the Township of Mapleton

Capital Budget 2021 - 2030

<b>Health services</b>		<b>Budget 2021</b>	<b>Budget 2022</b>	<b>Budget 2023</b>	<b>Budget 2024</b>	<b>Budget 2025</b>	<b>Budget 2026</b>	<b>Budget 2027</b>	<b>Budget 2028</b>	<b>Budget 2029</b>	<b>Budget 2030</b>	<b>Ten Year Total</b>
<b>Capital Projects</b>												
Columbarium & Master Plan	18085	\$ -	\$ 80,000	\$ -	\$ -	\$ -	\$ -	\$ -	\$ -	\$ -	\$ 92,800	\$ 172,800
<b>Total Expenditures</b>		-	80,000	-	-	-	-	-	-	-	92,800	172,800
<b>Sources of Funding</b>												
Cemetary reserve		-	80,000	-	-	-	-	-	-	-	92,800	172,800
<b>Total Financing</b>		\$ -	\$ 80,000	\$ -	\$ -	\$ -	\$ -	\$ -	\$ -	\$ -	\$ 92,800	\$ 172,800

Draft



# The Corporation of the Township of Mapleton

## Operating Budget with Capital Forecast 2021 - 2030

Social and Family Services	Budget 2020	Budget 2021	Budget 2022	Revised Budget 2021	Revised Budget 2022
<b>REVENUES</b>					
Grants	\$ 182,268	\$ 185,731	\$ 189,260	\$ 185,731	\$ 189,260
Fees and charges	3,000	3,057	3,115	3,057	3,115
<b>Total Revenue</b>	185,268	188,788	192,375	188,788	192,375
<b>Expenditures</b>					
Salaries, wages, employee benefits	120,721	123,134	125,596	123,134	125,596
Supplies, materials and equipment	35,875	36,533	37,199	36,533	37,199
Contracted services	10,152	10,250	10,350	10,250	10,350
Utilities & Insurance costs	8,500	8,661	8,826	8,661	8,826
Financial Expenses	10,020	10,210	10,404	10,210	10,404
<b>Total Expenditures</b>	185,268	188,788	192,375	188,788	192,375
<b>Tax Levy Requirement</b>	-	-	-	-	-
yr/yr % change		%	%	%	%



# The Corporation of the Township of Mapleton

## Operating Budget with Capital Forecast 2021 - 2030

Close To Home	6250	Budget 2020	Budget 2021	Budget 2022	Revised Budget 2021	Revised Budget 2022
<b>Revenue</b>						
Ontario Conditional Grants	41620 \$	182,268 \$	185,731 \$	189,260 \$	185,731 \$	189,260
Miscellaneous/Other Revenue	49000	3,000	3,057	3,115	3,057	3,115
<b>Total Revenue</b>		185,268	188,788	192,375	188,788	192,375
<b>Expenditures</b>						
Wages/Salary	61000	95,951	97,870	99,827	97,870	99,827
CPP	61005	4,197	4,281	4,367	4,281	4,367
EI	61010	1,866	1,903	1,941	1,903	1,941
WSIB	61020	3,070	3,131	3,194	3,131	3,194
RSP	61030	6,192	6,316	6,442	6,316	6,442
EHT	61040	1,871	1,908	1,946	1,908	1,946
Benefits	61050	7,320	7,466	7,615	7,466	7,615
OMERS	61070	254	259	264	259	264
Travel Expenses	62010	1,200	1,200	1,223	1,200	1,223
Mileage	62015	6,400	6,522	6,646	6,522	6,646
Meals - Program	62016	5,000	5,095	5,192	5,095	5,192
Administration Fees	62025	3,500	3,500	3,500	3,500	3,500
Education/Seminar/Convention	62030	956	974	993	974	993
Insurance	62060	1,700	1,732	1,765	1,732	1,765
Utilities	62080	2,000	2,038	2,077	2,038	2,077
Telephone/Communications	62090	4,800	4,891	4,984	4,891	4,984
Postage/Courier Service	62110	1,900	1,936	1,973	1,936	1,973
Advertising	62130	5,000	5,000	5,000	5,000	5,000
Material and Supplies	62137	2,868	2,941	3,016	2,941	3,016
Computer - Maintenance Contract	62200	2,502	2,550	2,598	2,550	2,598
Equipment - Maintenance	62300	1,400	1,427	1,454	1,427	1,454
Building - Maintenance	62330	1,500	1,500	1,500	1,500	1,500
Promotions & Programs	62355	6,013	6,297	6,557	6,297	6,557
Audit Services	62420	2,650	2,700	2,752	2,700	2,752
Bank Charges	62600	20	20	20	20	20
Contracts	62620	5,000	5,000	5,000	5,000	5,000
Rent	62630	10,000	10,190	10,384	10,190	10,384
Miscellaneous	62800	138	141	145	141	145
<b>Total Expenditures</b>		185,268	188,788	192,375	188,788	192,375
<b>Tax Levy Requirements</b>						
yr/yr % change		-	-	-	-	-
			%	%	%	%



## The Corporation of the Township of Mapleton

### Operating Budget with Capital Forecast 2021 - 2030

Recreation and cultural services	Budget 2020	Budget 2021	Budget 2022	Revised Budget 2021	Revised Budget 2022
<b>REVENUES</b>					
Fees and charges	\$ 293,195	\$ 298,206	\$ 300,975	\$ 298,206	\$ 300,975
<b>Expenditures</b>					
Salaries, wages, employee benefits	452,415	461,464	470,692	461,464	470,692
Supplies, materials and equipment	271,221	274,111	276,987	274,111	276,987
Contracted services	3,242	3,276	3,308	3,276	3,308
Utilities & Insurance costs	246,993	242,716	245,600	242,716	245,600
Financial Expenses	6,940	6,937	6,957	6,937	6,957
<b>Total Expenditures</b>	<b>980,811</b>	<b>988,504</b>	<b>1,003,544</b>	<b>988,504</b>	<b>1,003,544</b>
<b>Net Operating Cost</b>	<b>687,616</b>	<b>690,298</b>	<b>702,569</b>	<b>690,298</b>	<b>702,569</b>
<b>Transfers</b>					
Transfer to reserves	200,856	203,869	206,941	203,869	206,941
<b>Tax Levy Requirement</b>	<b>888,472</b>	<b>894,167</b>	<b>909,510</b>	<b>894,167</b>	<b>909,510</b>
yr/yr % change		0.64 %	1.72 %	0.64 %	1.72 %



# The Corporation of the Township of Mapleton

## Operating Budget with Capital Forecast 2021 - 2030

Mapleton Parks	7071	Budget 2020	Budget 2021	Budget 2022	Revised Budget 2021	Revised Budget 2022
<b>Expenditures</b>						
Wages/Salary	61000 \$	76,944 \$	78,483 \$	80,053 \$	78,483 \$	80,053
CPP	61005	3,189	3,253	3,318	3,253	3,318
EI	61010	1,352	1,379	1,407	1,379	1,407
WSIB	61020	2,414	2,462	2,511	2,462	2,511
RSP	61030	327	334	341	334	341
EHT	61040	1,500	1,530	1,561	1,530	1,561
Benefits	61050	7,914	8,072	8,233	8,072	8,233
OMERS	61070	7,228	7,373	7,520	7,373	7,520
Education/Seminar/Convention	62030	2,936	2,965	2,995	2,965	2,995
Membership fees	62040	1,727	1,744	1,762	1,744	1,762
Insurance	62060	7,878	7,957	8,036	7,957	8,036
Garbage Collection	62075	1,957	1,977	1,997	1,977	1,997
Utilities	62080	12,474	12,598	12,724	12,598	12,724
Telephone/Communications	62090	672	678	685	678	685
Material and Supplies	62137	14,393	14,536	14,682	14,536	14,682
Repairs & Maintenance	62145	14,393	14,536	14,682	14,536	14,682
Computer - Maintenance Contract	62200	647	654	660	654	660
Equipment - Maintenance	62300	3,426	3,460	3,495	3,460	3,495
Equipment - fuel/oil/grease	62305	7,341	7,414	7,488	7,414	7,488
Equipment - parts/tools, etc	62310	6,169	6,231	6,293	6,231	6,293
Building - Maintenance	62330	5,757	5,815	5,873	5,815	5,873
Dept Clothing & Apparel	62350	979	988	998	988	998
Safety Devices/Signs	62728	734	742	749	742	749
Miscellaneous	62800	1,957	1,977	1,997	1,977	1,997
Transfers to reserves	62910	40,000	40,000	40,000	40,000	40,000
<b>Total Expenditures</b>		<b>224,308</b>	<b>227,158</b>	<b>230,060</b>	<b>227,158</b>	<b>230,060</b>
<b>Tax Levy Requirements</b>		<b>224,308</b>	<b>227,158</b>	<b>230,060</b>	<b>227,158</b>	<b>230,060</b>
yr/yr % change			1.27 %	1.28 %	1.27 %	1.28 %





# The Corporation of the Township of Mapleton

## Operating Budget with Capital Forecast 2021 - 2030

Drayton Ball Park/Soccer Field	7072	Budget 2020	Budget 2021	Budget 2022	Revised Budget 2021	Revised Budget 2022
<b>Revenue</b>						
Ball Park Fees	44040 \$	4,000 \$	4,076 \$	4,153 \$	4,076 \$	4,153
Miscellaneous/Other Revenue	49000	2,081	2,122	2,165	2,122	2,165
<b>Total Revenue</b>		6,081	6,198	6,318	6,198	6,318
<b>Expenditures</b>						
Wages/Salary	61000	7,178	7,322	7,468	7,322	7,468
CPP	61005	331	338	345	338	345
EI	61010	140	143	146	143	146
WSIB	61020	230	235	240	235	240
RSP	61030	16	16	16	16	16
EHT	61040	140	143	146	143	146
Benefits	61050	795	811	827	811	827
OMERS	61070	656	669	682	669	682
Insurance	62060	3,788	3,825	3,864	3,825	3,864
Utilities	62080	3,261	3,294	3,327	3,294	3,327
Material and Supplies	62137	1,957	1,977	1,997	1,977	1,997
Repairs & Maintenance	62145	4,798	4,845	4,894	4,845	4,894
Equipment - Maintenance	62300	294	297	300	297	300
Equipment - parts/tools, etc	62310	490	495	500	495	500
Building - Maintenance	62330	4,798	4,845	4,894	4,845	4,894
<b>Total Expenditures</b>		28,872	29,255	29,646	29,255	29,646
<b>Tax Levy Requirements</b>		22,791	23,057	23,328	23,057	23,328
yr/yr % change			1.17 %	1.18 %	1.17 %	1.18 %



# The Corporation of the Township of Mapleton

## Operating Budget with Capital Forecast 2021 - 2030

PMD Arena	7070	Budget 2020	Budget 2021	Budget 2022	Revised Budget 2021	Revised Budget 2022
<b>Revenue</b>						
Ice Rentals	44020 \$	147,900 \$	150,710 \$	152,041 \$	150,710 \$	152,041
Snack Bar Sales	44021	28,445	28,985	29,241	28,985	29,241
Hall Rental	44023	20,808	21,224	21,649	21,224	21,649
Board Room Rentals	44025	606	612	618	612	618
Floor Rentals	44026	4,682	4,771	4,813	4,771	4,813
Alcohol Sales	44027	38,760	39,496	39,845	39,496	39,845
Kitchen/Bar Rentals	44028	303	306	309	306	309
Advertising Fees	44031	2,500	2,350	2,350	2,350	2,350
Miscellaneous/Other Revenue	49000	1,110	1,131	1,141	1,131	1,141
<b>Total Revenue</b>		245,114	249,585	252,007	249,585	252,007
<b>Expenditures</b>						
Wages/Salary	61000	236,755	241,490	246,320	241,490	246,320
CPP	61005	9,350	9,537	9,728	9,537	9,728
EI	61010	4,579	4,671	4,764	4,671	4,764
WSIB	61020	7,528	7,679	7,833	7,679	7,833
EHT	61040	4,617	4,709	4,803	4,709	4,803
Benefits	61050	19,295	19,681	20,075	19,681	20,075
OMERS	61070	18,723	19,097	19,479	19,097	19,479
Debt Charges - Principal	61200	5,120	5,200	5,320	5,200	5,320
Debt Charges - Interest	61210	782	688	578	688	578
Travel Expenses	62010	1,038	1,049	1,059	1,049	1,059
Education/Seminar/Convention	62030	4,153	4,195	4,237	4,195	4,237
Membership fees	62040	2,780	2,800	2,850	2,800	2,850
Insurance	62060	28,597	29,169	29,752	29,169	29,752
Garbage Collection	62075	3,115	3,146	3,177	3,146	3,177
Utilities	62080	139,128	140,519	141,924	140,519	141,924
Telephone/Communications	62090	1,957	1,977	1,997	1,977	1,997
Postage/Courier Service	62110	98	99	100	99	100
Advertising	62130	1,038	1,049	1,059	1,049	1,059
Material and Supplies	62137	19,574	19,770	19,967	19,770	19,967
Repairs & Maintenance	62145	10,383	10,487	10,591	10,487	10,591
Computer - Hardware/Software	62190	1,038	1,049	1,059	1,049	1,059
Computer - Maintenance Contract	62200	1,038	1,049	1,059	1,049	1,059
Equipment - Maintenance	62300	19,574	19,770	19,967	19,770	19,967
Equipment - fuel/oil/grease	62305	1,038	1,049	1,059	1,049	1,059
Equipment - parts/tools, etc	62310	1,557	1,573	1,589	1,573	1,589
Equipment - rental	62320	1,038	1,049	1,059	1,049	1,059
Building - Maintenance	62330	20,552	20,758	20,966	20,758	20,966



# The Corporation of the Township of Mapleton

## OPERATING BUDGET AND FORECAST 2021 - 2030

PMD Arena	7070	Budget 2020	Budget 2021	Budget 2022	Revised Budget 2021	Revised Budget 2022
Building - Snow removal	62333	6,230	6,292	6,355	6,292	6,355
Dept Clothing & Apparel	62350	4,153	4,195	4,237	4,195	4,237
SOCAN - Tariff fee	62560	1,469	1,483	1,498	1,483	1,498
ReSound Music Licensing Fee	62565	4,833	4,881	4,930	4,881	4,930
Snack Bar Supplies	62570	22,842	23,071	23,301	23,071	23,301
Kitchen/Hall Supplies	62571	900	909	918	909	918
Bar Supplies	62572	17,616	17,793	17,971	17,793	17,971
Bar Revenue Share	62573	3,915	3,954	3,993	3,954	3,993
Studies / Reports	62625	514	519	524	519	524
Transfers to reserves	62910	145,656	148,569	151,541	148,569	151,541
<b>Total Expenditures</b>		<b>772,573</b>	<b>784,975</b>	<b>797,639</b>	<b>784,975</b>	<b>797,639</b>
<b>Tax Levy Requirements</b>		<b>527,459</b>	<b>535,390</b>	<b>545,632</b>	<b>535,390</b>	<b>545,632</b>
yr/yr % change			1.50 %	1.91 %	1.50 %	1.91 %

Draft



# The Corporation of the Township of Mapleton

## Operating Budget with Capital Forecast 2021 - 2030

Maryborough Community Centre	7073	Budget 2020	Budget 2021	Budget 2022	Revised Budget 2021	Revised Budget 2022
<b>Revenue</b>						
Hall Rental	44023 \$	10,000 \$	10,100 \$	10,150 \$	10,100 \$	10,150
Alcohol Sales	44027	17,000	17,323	17,400	17,323	17,400
<b>Total Revenue</b>		27,000	27,423	27,550	27,423	27,550
<b>Expenditures</b>						
Wages/Salary	61000	30,876	31,494	32,124	31,494	32,124
CPP	61005	1,114	1,136	1,159	1,136	1,159
EI	61010	512	522	532	522	532
WSIB	61020	940	959	978	959	978
EHT	61040	602	614	626	614	626
Benefits	61050	2,703	2,757	2,812	2,757	2,812
OMERS	61070	2,969	3,028	3,089	3,028	3,089
Insurance	62060	6,767	6,835	6,903	6,835	6,903
Garbage Collection	62075	1,224	1,236	1,249	1,236	1,249
Utilities	62080	17,616	17,793	17,971	17,793	17,971
Telephone/Communications	62090	979	988	998	988	998
Postage/Courier Service	62110	26	27	27	27	27
Advertising	62130	480	485	489	485	489
Material and Supplies	62137	3,426	3,460	3,495	3,460	3,495
Repairs & Maintenance	62145	4,893	4,942	4,992	4,942	4,992
Computer - Hardware/Software	62190	519	524	530	524	530
Equipment - Maintenance	62300	3,115	3,146	3,177	3,146	3,177
Equipment - parts/tools, etc	62310	260	262	265	262	265
Building - Maintenance	62330	4,893	4,942	4,992	4,942	4,992
Building - Snow removal	62333	3,634	3,670	3,707	3,670	3,707
SOCAN - Tariff fee	62560	519	524	530	524	530
ReSound Music Licensing Fee	62565	505	510	515	510	515
Kitchen/Hall Supplies	62571	960	969	979	969	979
Bar Supplies	62572	10,800	11,095	11,317	11,095	11,317
Bar Revenue Share	62573	979	988	998	988	998
Miscellaneous	62800	519	524	530	524	530
Transfers to reserves	62910	5,200	5,300	5,400	5,300	5,400
<b>Total Expenditures</b>		107,030	108,730	110,384	108,730	110,384
<b>Tax Levy Requirements</b>		80,030	81,307	82,834	81,307	82,834
yr/yr % change			1.60 %	1.88 %	1.60 %	1.88 %



## The Corporation of the Township of Mapleton

### Operating Budget with Capital Forecast 2021 - 2030

Alma Community Centre	7075	Budget 2020	Budget 2021	Budget 2022	Revised Budget 2021	Revised Budget 2022
<b>Revenue</b>						
Miscellaneous/Other Revenue	49000 \$	15,000 \$	15,000 \$	15,100 \$	15,000 \$	15,100
<b>Total Revenue</b>		15,000	15,000	15,100	15,000	15,100
<b>Expenditures</b>						
Wages/Salary	61000	1,140	1,163	1,186	1,163	1,186
CPP	61005	48	49	50	49	50
EI	61010	20	20	20	20	20
WSIB	61020	36	37	38	37	38
EHT	61040	22	22	22	22	22
Benefits	61050	119	121	123	121	123
OMERS	61070	113	115	117	115	117
Insurance	62060	8,888	1,800	1,836	1,800	1,836
Utilities	62080	14,450	14,739	15,034	14,739	15,034
Telephone/Communications	62090	538	544	549	544	549
Building - Maintenance	62330	3,915	3,954	3,993	3,954	3,993
Donation/Grants	62590	9,595	9,691	9,788	9,691	9,788
Transfers to reserves	62910	10,000	10,000	10,000	10,000	10,000
<b>Total Expenditures</b>		48,884	42,255	42,756	42,255	42,756
<b>Tax Levy Requirements</b>		33,884	27,255	27,656	27,255	27,656
yr/yr % change			(19.56)%	1.47 %	(19.56)%	1.47 %



# The Corporation of the Township of Mapleton

Capital Budget 2021 - 2030

Recreation and cultural services		Budget 2021	Budget 2022	Budget 2023	Budget 2024	Budget 2025	Budget 2026	Budget 2027	Budget 2028	Budget 2029	Budget 2030	Ten Year Total
<b>Capital Projects</b>												
Alma Roof repairs	19049	\$ -	\$ -	\$ -	\$ -	\$ -	\$ 75,000	\$ -	\$ -	\$ -	\$ -	\$ 75,000
<b>Subtotal Facility - Alma</b>		-	-	-	-	-	75,000	-	-	-	-	75,000
MCC Kitchen renovation	19043	-	-	100,000	-	-	-	525,000	-	-	-	625,000
MCC Patio Furniture	19044	-	-	-	3,500	-	-	-	-	-	-	3,500
MCC 300 chairs	19051	-	-	30,000	-	-	-	-	-	-	-	30,000
MCC Parking Lot resurfacing	20168	80,000	-	-	-	-	-	-	-	-	-	80,000
<b>Subtotal Facility - MCC</b>		80,000	-	130,000	3,500	-	-	525,000	-	-	-	738,500
PMD New Skate Floor & Refrigeration system	18081	-	-	-	-	-	900,000	-	-	-	-	900,000
PMD Main Entrance Parking Space Extension	19022	-	-	-	-	-	-	250,000	-	-	-	250,000
PMD Main Parking lot pavement	19023	-	-	-	-	-	-	210,000	-	-	-	210,000
PMD Arena floor engineering	19025	-	-	-	30,000	-	-	-	-	-	-	30,000
PMD Structural Adequacy Inspection	19026	-	-	-	7,000	-	-	-	-	9,000	-	16,000
PMD Structural repairs	19027	50,000	-	-	-	50,000	3	-	-	-	-	100,003
PMD Floor washing machines	19029	-	-	-	-	-	-	-	20,000	-	-	20,000
PMD Compressor-1 Refrigerator Plant	19030	60,000	-	-	-	-	-	-	-	-	-	60,000
PMD Dressing Room Flooring	19031	-	90,000	-	-	-	-	-	-	-	-	90,000
PMD Compressor-2 Refrigerator Plant	19032	-	-	60,000	-	-	-	-	-	-	-	60,000
PMD Chiller & Pump	19033	-	-	-	-	-	70,000	-	-	-	-	70,000
PMD Condenser replacement	19034	-	-	-	-	50,000	-	-	-	-	-	50,000
PMD Replace Floor Hall	19035	-	-	-	-	-	-	75,000	-	-	-	75,000
PMD Stage & Sound system	19036	-	25,000	-	-	-	-	-	-	-	-	25,000
PMD Glass Door replacement	19037	5,000	15,000	-	-	-	-	-	-	-	-	20,000



## The Corporation of the Township of Mapleton

### Capital Budget 2021 - 2030

		Budget 2021	Budget 2022	Budget 2023	Budget 2024	Budget 2025	Budget 2026	Budget 2027	Budget 2028	Budget 2029	Budget 2030	Ten Year Total
<b>Recreation and cultural services</b>												
PMD Kitchen & Board room renovation	19038	-	-	-	-	-	-	100,000	-	-	-	100,000
PMD Roof insulation & covering	19041	-	-	-	-	-	50,000	-	-	-	-	50,000
PMD New Roof over Arena Ice Building	20167	-	-	-	-	-	360,000	-	-	-	-	360,000
<b>Subtotal Facility - PMD</b>		115,000	130,000	60,000	37,000	100,000	1,380,003	635,000	20,000	9,000	-	2,486,003
Future 50/50	18078	20,000	20,000	20,000	20,000	20,000	20,000	20,000	20,000	20,000	20,000	200,000
Glen Allan Slide replacement	20169	6,500	-	-	-	-	-	-	-	-	-	6,500
<b>Subtotal Parks</b>		26,500	20,000	20,000	20,000	20,000	20,000	20,000	20,000	20,000	20,000	206,500
<b>Total Expenditures</b>	0	221,500	150,000	210,000	60,500	120,000	1,475,003	1,180,000	40,000	29,000	20,000	3,506,003
<b>Sources of Funding</b>												
Capital reserve		221,500	150,000	210,000	60,500	120,000	1,475,003	1,180,000	40,000	29,000	20,000	3,506,003
<b>Total Financing</b>		\$ 221,500	\$ 150,000	\$ 210,000	\$ 60,500	\$ 120,000	\$ 1,475,003	\$ 1,180,000	\$ 40,000	\$ 29,000	\$ 20,000	\$ 3,506,003



## The Corporation of the Township of Mapleton

### Operating Budget with Capital Forecast 2021 - 2030

	Budget 2020	Budget 2021	Budget 2022	Revised Budget 2021	Revised Budget 2022
<b>Planning and development</b>					
<b>REVENUES</b>					
Grants	\$ 10,700	\$ 10,700	\$ 10,700	\$ 10,700	\$ 10,700
Fees and charges	178,958	227,837	279,414	227,837	279,414
Debentures - principal and interest	36,766	37,502	38,252	37,502	38,252
<b>Total Revenue</b>	<b>226,424</b>	<b>276,039</b>	<b>328,366</b>	<b>276,039</b>	<b>328,366</b>
<b>Expenditures</b>					
Salaries, wages, employee benefits	169,061	172,443	175,896	172,443	175,896
Supplies, materials and equipment	298,278	314,000	321,035	314,000	321,035
Contracted services	12,073	12,311	12,551	12,311	12,551
Utilities & Insurance costs	4,178	4,259	4,340	4,259	4,340
Financial Expenses	36,766	37,502	38,252	37,502	38,252
<b>Total Expenditures</b>	<b>520,356</b>	<b>540,515</b>	<b>552,074</b>	<b>540,515</b>	<b>552,074</b>
<b>Net Operating Cost</b>	<b>293,932</b>	<b>264,476</b>	<b>223,708</b>	<b>264,476</b>	<b>223,708</b>
<b>Transfers</b>					
Transfer to reserves	80,000	80,000	80,000	80,000	80,000
<b>Tax Levy Requirement</b>	<b>373,932</b>	<b>344,476</b>	<b>303,708</b>	<b>344,476</b>	<b>303,708</b>
yr/yr % change		(7.88)%	(11.83)%	(7.88)%	(11.83)%





# The Corporation of the Township of Mapleton

## Operating Budget with Capital Forecast 2021 - 2030

Planning & Zoning	8080	Budget 2020	Budget 2021	Budget 2022	Revised Budget 2021	Revised Budget 2022
<b>Revenue</b>						
Zoning Compliance - Letters	42108 \$	9,317 \$	12,763 \$	16,394 \$	12,763 \$	16,394
Subdivision/ Site Plan Compliance	42109	183	251	323	251	323
Zoning Fees	42300	54,833	75,116	96,485	75,116	96,485
Subdivision Fees	42305	2,333	3,196	4,105	3,196	4,105
Site Control Fees	42310	24,283	33,226	42,729	33,226	42,729
Clearance Letters for Consents	42320	3,175	4,349	5,587	4,349	5,587
Application Fee - Minor Variances	42330	37,983	52,033	66,835	52,033	66,835
Miscellaneous/Other Revenue	49000	2,601	2,653	2,706	2,653	2,706
<b>Total Revenue</b>		134,708	183,587	235,164	183,587	235,164
<b>Expenditures</b>						
Wages/Salary	61000	108,521	110,691	112,905	110,691	112,905
CPP	61005	2,972	3,031	3,092	3,031	3,092
EI	61010	1,250	1,275	1,301	1,275	1,301
WSIB	61020	2,928	2,987	3,047	2,987	3,047
RSP	61030	3,671	3,744	3,819	3,744	3,819
EHT	61040	2,116	2,158	2,201	2,158	2,201
Benefits	61050	12,292	12,538	12,789	12,538	12,789
OMERS	61070	7,431	7,580	7,732	7,580	7,732
Travel Expenses	62010	962	982	1,001	982	1,001
Mileage	62015	520	531	541	531	541
Education/Seminar/Convention	62030	1,780	1,814	1,848	1,814	1,848
Membership fees	62040	208	212	216	212	216
Utilities	62080	2,100	2,140	2,181	2,140	2,181
Telephone/Communications	62090	864	881	898	881	898
Advertising	62130	520	531	541	531	541
Material and Supplies	62137	1,000	1,019	1,038	1,019	1,038
Computer - Hardware/Software	62190	2,265	2,310	2,356	2,310	2,356
Computer - Maintenance Contract	62200	2,500	2,548	2,596	2,548	2,596
Zoning Expenses	62240	31,500	33,075	46,929	33,075	46,929
Minor Variance Expenses	62245	13,104	13,759	19,447	13,759	19,447
Equipment - Maintenance	62300	3,000	3,057	3,115	3,057	3,115
Building - Maintenance	62330	1,000	1,019	1,038	1,019	1,038
Legal Services	62410	3,537	3,608	3,680	3,608	3,680
Planning Services	62440	3,121	3,184	3,247	3,184	3,247
<b>Total Expenditures</b>		209,162	214,674	237,558	214,674	237,558
<b>Tax Levy Requirements</b>		74,454	31,087	2,394	31,087	2,394
yr/yr % change			(58.25)%	(92.30)%	(58.25)%	(92.30)%



# The Corporation of the Township of Mapleton

## Operating Budget with Capital Forecast 2021 - 2030

C & I - Economic Development	8083	Budget 2020	Budget 2021	Budget 2022	Revised Budget 2021	Revised Budget 2022
<b>Revenue</b>						
Other Revenue	48000 \$	2,250 \$	2,250 \$	2,250 \$	2,250 \$	2,250
Miscellaneous/Other Revenue	49000	25,000	25,000	25,000	25,000	25,000
<b>Total Revenue</b>		27,250	27,250	27,250	27,250	27,250
<b>Expenditures</b>						
Wages/Salary	61000	9,050	9,231	9,416	9,231	9,416
CPP	61005	297	303	309	303	309
EI	61010	125	128	131	128	131
WSIB	61020	290	296	302	296	302
EHT	61040	176	180	184	180	184
Benefits	61050	721	735	750	735	750
OMERS	61070	634	647	660	647	660
Travel Expenses	62010	1,600	1,632	1,664	1,632	1,664
Mileage	62015	1,040	1,061	1,082	1,061	1,082
Education/Seminar/Convention	62030	5,500	5,500	5,500	5,500	5,500
Membership fees	62040	1,200	1,200	1,200	1,200	1,200
Utilities	62080	100	102	104	102	104
Telephone/Communications	62090	1,000	1,019	1,038	1,019	1,038
Advertising	62130	6,000	6,000	6,000	6,000	6,000
Material and Supplies	62137	4,000	4,076	4,153	4,076	4,153
Computer - Hardware/Software	62190	2,500	2,548	2,596	2,548	2,596
Computer - Maintenance Contract	62200	1,271	1,297	1,323	1,297	1,323
Dept Clothing & Apparel	62350	200	204	208	204	208
Promotions & Programs	62355	55,750	55,750	55,750	55,750	55,750
Downtown Beautification	62358	5,200	5,300	5,400	5,300	5,400
Special Event	62359	20,000	20,000	20,000	20,000	20,000
Mapleton Youth Action Council	62360	5,000	5,000	5,000	5,000	5,000
Community Guide	62362	-	13,000	-	13,000	-
Transfers to reserves	62910	80,000	80,000	80,000	80,000	80,000
<b>Total Expenditures</b>		201,654	215,209	202,770	215,209	202,770
<b>Tax Levy Requirements</b>		174,404	187,959	175,520	187,959	175,520
yr/yr % change			7.77 %	(6.62)%	7.77 %	(6.62)%



# The Corporation of the Township of Mapleton

## Operating Budget with Capital Forecast 2021 - 2030

Municipal Drainage	8085	Budget 2020	Budget 2021	Budget 2022	Revised Budget 2021	Revised Budget 2022
<b>Revenue</b>						
Grants - Provincial Drainage	41610 \$	10,700 \$	10,700 \$	10,700 \$	10,700 \$	10,700
Miscellaneous/Other Revenue	49000	17,000	17,000	17,000	17,000	17,000
<b>Total Revenue</b>		27,700	27,700	27,700	27,700	27,700
<b>Expenditures</b>						
Wages/Salary	61000	13,183	13,447	13,716	13,447	13,716
CPP	61005	426	435	444	435	444
EI	61010	189	193	197	193	197
WSIB	61020	374	381	389	381	389
EHT	61040	257	262	267	262	267
Benefits	61050	724	738	753	738	753
OMERS	61070	1,434	1,463	1,492	1,463	1,492
Travel Expenses	62010	813	829	846	829	846
Membership fees	62040	260	265	271	265	271
Telephone/Communications	62090	114	117	119	117	119
Miscellaneous	62800	135,000	135,000	135,000	135,000	135,000
<b>Total Expenditures</b>		152,774	153,130	153,494	153,130	153,494
<b>Tax Levy Requirements</b>		125,074	125,430	125,794	125,430	125,794
yr/yr % change			0.28 %	0.29 %	0.28 %	0.29 %



# The Corporation of the Township of Mapleton

## Operating Budget with Capital Forecast 2021 - 2030

Tile Drainage	8086	Budget 2020	Budget 2021	Budget 2022	Revised Budget 2021	Revised Budget 2022
<b>Revenue</b>						
Tile Drain Deb - Tax Levy Principal	41300 \$	32,484 \$	33,134 \$	33,797 \$	33,134 \$	33,797
Tile Drain Deb - Tax Levy Int	41305	4,282	4,368	4,455	4,368	4,455
<b>Total Revenue</b>		36,766	37,502	38,252	37,502	38,252
<b>Expenditures</b>						
Tile Drain Payments - Principal	62650	32,484	33,134	33,797	33,134	33,797
Tile Drain Payments - Interest	62652	4,282	4,368	4,455	4,368	4,455
<b>Total Expenditures</b>		36,766	37,502	38,252	37,502	38,252
<b>Tax Levy Requirements</b>		-	-	-	-	-
yr/yr % change			- %	- %	- %	- %

Draft



# The Corporation of the Township of Mapleton

Capital Budget 2021 - 2030

Planning and development	Budget 2021	Budget 2022	Budget 2023	Budget 2024	Budget 2025	Budget 2026	Budget 2027	Budget 2028	Budget 2029	Budget 2030	Ten Year Total
<b>Capital Projects</b>											
Alma Downtown	18021	\$ 240,000	\$ -	\$ -	\$ -	\$ -	\$ -	\$ -	\$ -	\$ -	\$ 240,000
<b>Total Expenditures</b>	240,000	-	-	-	-	-	-	-	-	-	240,000
<b>Sources of Funding</b>											
Capital reserve	240,000	-	-	-	-	-	-	-	-	-	240,000
<b>Total Financing</b>	\$ 240,000	\$ -	\$ -	\$ -	\$ -	\$ -	\$ -	\$ -	\$ -	\$ -	\$ 240,000

Draft



Description	2020 Roll Return Dec Final	2021 Roll Return Estimate	Tax Ratio	Tax Reductions	Weighted Ratio	Weighted Assessment	Tax Rate	Proof of Tax
residential/farm (RT)	1,127,411,120	1,147,778,022	1.000000	0.00%	1.000000	1,147,778,022	0.00466057	5,349,294
multi-residential (MT)	2,604,000	1,940,500	1.900000	0.00%	1.900000	3,686,950	0.00885507	17,183
farmland (FT)	1,618,315,342	1,630,102,822	0.250000	0.00%	0.250000	407,525,706	0.00116514	1,899,300
commercial (CT)	31,804,900	30,976,600	1.491000	0.00%	1.491000	46,186,111	0.00694890	215,253
industrial (IT)	19,988,438	20,786,096	2.400000	0.00%	2.400000	49,886,630	0.01118536	232,500
pipeline (PT)	11,945,000	12,009,000	2.250000	0.00%	2.250000	27,020,250	0.01048627	125,930
managed forests (TT)	8,384,600	8,298,500	0.250000	0.00%	0.250000	2,074,625	0.00116514	9,669
residential taxable shared (RH)	24,000	24,000	1.000000	0.00%	1.000000	24,000	0.00466057	112
commercial excess land (CU)	265,300	265,300	1.491000	0.00%	1.491000	395,562	0.00694890	1,844
commercial vacant land (CX)	36,700	36,700	1.491000	0.00%	1.491000	54,720	0.00694890	255
industrial small scale on farm(I7)	50,000	16,500	2.400000	0.00%	2.400000	39,600	0.01118536	185
industrial taxable shared (IH)	100,000	100,000	2.400000	0.00%	2.400000	240,000	0.01118536	1,119
industrial excess land (IU)	643,100	590,500	2.400000	0.00%	2.400000	1,417,200	0.01118536	6,605
industrial vacant land (IX)	1,122,900	1,412,500	2.400000	0.00%	2.400000	3,390,000	0.01118536	15,799
industrial small scale on farm(I7)	-	50,000	2.400000	0.00%	2.400000	120,000	0.01118536	559
new construction industrial (JT)	26,261,100	29,572,300	2.400000	0.00%	2.400000	70,973,520	0.01118536	330,777
new constr ind vacant land (JU)	59,800	202,600	2.400000	0.00%	2.400000	486,240	0.01118536	2,266
large industrial (LT)	9,905,900	10,615,900	2.400000	0.00%	2.400000	25,478,160	0.01118536	118,743
new construction commercial (XT)	20,922,300	25,016,900	1.491000	0.00%	1.491000	37,300,198	0.00694890	173,840
new constr comm vacant land (XU)	210,000	210,000	1.491000	0.00%	1.491000	313,110	0.00694890	1,459
<b>Roll of Return - Taxable Assessment</b>	<b>2,880,054,500</b>	<b>2,920,004,740</b>				<b>1,824,390,603</b>		<b>8,502,691</b>

	2020	2021	Increase	
Mapleton Tax Levy	\$ 8,502,691	\$8,502,691	\$ -	0.00%
Residential Tax Rates	0.00476387	0.00466057		0.00%
Mapleton Taxes on \$100,000	\$ 476.39	\$ 466.06	-\$ 10.33	-2.17%

The 2020 Roll of Return is released in Dec 2019 - further adjustments by MPAC may occur  
 Net Assessment Growth 1.4%





**Annual Debt Repayment Limit**

	2020	2021	2022	2023	2024	2025	2026	2027	2028	2029	2030
<b>Total Revenues</b>	\$13,624,552	\$13,747,694	\$92,728,163	\$14,981,328	\$15,194,235	\$15,443,348	\$15,502,389	\$15,795,857	\$16,046,219	\$16,300,638	\$16,512,125
<b>Less</b>											
Ontario Grants	(\$1,425,340)	(\$1,439,855)	(\$1,425,340)	(\$1,425,340)	(\$1,410,824)	(\$1,410,824)	(\$1,410,824)	(\$1,410,824)	(\$1,410,824)	(\$1,410,824)	(\$1,410,824)
Canada Grants	\$0	\$0	\$0	\$0	\$0	\$0	\$0	\$0	\$0	\$0	\$0
Gas tax Funds	(\$319,350)	(\$319,350)	(\$333,865)	(\$333,865)	(\$348,381)	(\$348,381)	(\$348,381)	(\$348,381)	(\$348,381)	(\$348,381)	(\$348,381)
Revenue from other Municipalities	(\$62,424)	(\$63,672)	(\$64,946)	(\$65,595)	(\$66,251)	(\$66,914)	(\$67,583)	(\$68,259)	(\$68,941)	(\$69,631)	(\$70,327)
<b>Subtotal</b>	<b>\$12,136,788</b>	<b>\$12,244,167</b>	<b>\$91,237,877</b>	<b>\$13,490,392</b>	<b>\$13,717,160</b>	<b>\$13,965,610</b>	<b>\$14,023,982</b>	<b>\$14,316,774</b>	<b>\$14,566,454</b>	<b>\$14,820,183</b>	<b>\$15,030,974</b>
<b>25% of Net Revenue</b>	\$3,034,197	\$3,061,042	\$22,809,469	\$3,372,598	\$3,429,290	\$3,491,402	\$3,505,996	\$3,579,194	\$3,641,613	\$3,705,046	\$3,757,744
<i>Less existing Debt Charges</i>											
Principal	(\$770,626)	(\$713,026)	(\$614,826)	(\$617,826)	(\$621,826)	(\$624,826)	(\$434,855)	(\$434,855)	(\$434,855)	(\$434,855)	(\$434,855)
Interest	(\$365,484)	(\$338,053)	(\$326,301)	(\$434,365)	(\$398,297)	(\$360,742)	(\$526,764)	(\$485,836)	(\$425,999)	(\$368,488)	(\$340,591)
Principal (estimated new)											
Interest (estimated new)											
<b>Est Annual Repayment Limit</b>	<b>\$1,898,087</b>	<b>\$2,009,963</b>	<b>\$21,868,342</b>	<b>\$2,320,407</b>	<b>\$2,409,167</b>	<b>\$2,505,834</b>	<b>\$2,544,377</b>	<b>\$2,658,503</b>	<b>\$2,780,760</b>	<b>\$2,901,703</b>	<b>\$2,982,298</b>
<b>current utilized capacity</b>	37%	34%	4%	31%	30%	28%	27%	26%	24%	22%	21%





**Environment Services Discretionary Reserve Fund**

	<b>2020</b>	<b>2021</b>	<b>2022</b>	<b>2023</b>	<b>2024</b>	<b>2025</b>	<b>2026</b>	<b>2027</b>	<b>2028</b>	<b>2029</b>	<b>2030</b>
<b>Opening Balance</b>	\$2,576,781	\$2,681,054	\$1,009,712	\$294,157	\$392,322	\$528,025	\$657,921	\$1,207,314	\$630,448	\$595,059	\$507,856
<b>Revenues</b>											
Transfers from Operating	\$396,995	\$448,284	\$387,987	\$395,747	\$403,662	\$403,662	\$411,735	\$440,557	\$471,396	\$504,393	\$539,701
Transfers from Capital Reserve			\$2,500,000				\$4,500,000				
<b>Expenditures</b>											
Debt Charges		\$38,420	\$218,599	\$210,320	\$201,921	\$193,398	\$466,451	\$453,608	\$431,151	\$410,176	\$403,848
Capital Expenditures	\$316,900	\$2,090,312	\$3,387,595	\$90,800	\$70,800	\$86,300	\$3,906,779	\$569,500	\$81,000	\$186,000	\$311,000
<b>Subtotal</b>	\$2,656,876	\$1,000,606	\$291,505	\$388,784	\$523,263	\$651,988	\$1,196,426	\$624,763	\$589,692	\$503,276	\$332,709
Interest Allocation	\$24,178	\$9,106	\$2,653	\$3,538	\$4,762	\$5,933	\$10,887	\$5,685	\$5,366	\$4,580	\$3,028
<b>Closing Balance</b>	\$2,681,054	\$1,009,712	\$294,157	\$392,322	\$528,025	\$657,921	\$1,207,314	\$630,448	\$595,059	\$507,856	\$335,736



**Building Oblig Reserve Fund**

	2020	2021	2022	2023	2024	2025	2026	2027	2028	2029	2030
<b>Opening Balance</b>	\$729,872	\$778,953	\$824,492	\$866,317	\$911,856	\$953,681	\$996,343	\$1,039,857	\$1,084,242	\$1,129,515	\$1,175,693
<b>Revenues</b>											
Transfers from Operating	\$49,081	\$45,539	\$41,825	\$45,539	\$41,825	\$42,662	\$43,515	\$44,385	\$45,273	\$46,178	\$47,102
Recovery											
<b>Expenditures</b>											
Transfers											
Capital Expenditures	\$0	\$0	\$0	\$0	\$0	\$0	\$0	\$0	\$0	\$0	\$0
<b>Subtotal</b>	\$778,953	\$824,492	\$866,317	\$911,856	\$953,681	\$996,343	\$1,039,857	\$1,084,242	\$1,129,515	\$1,175,693	\$1,222,795
Interest Allocation	\$447	\$414	\$381	\$414	\$381	\$388	\$396	\$404	\$412	\$420	\$429
<b>Closing Balance</b>	\$778,953	\$824,492	\$866,317	\$911,856	\$953,681	\$996,343	\$1,039,857	\$1,084,242	\$1,129,515	\$1,175,693	\$1,222,795



**Gas Tax Oblig Reserve Fund**

	2020	2021	2022	2023	2024	2025	2026	2027	2028	2029	2030
<b>Opening Balance</b>	\$652,994	\$655,900	\$310,426	\$313,465	\$316,503	\$319,673	\$322,843	\$326,013	\$329,184	\$332,354	\$335,524
<b>Revenues</b>											
Gas Tax Funding	\$319,350	\$319,350	\$333,865	\$333,865	\$348,381	\$348,381	\$348,381	\$348,381	\$348,381	\$348,381	\$348,381
<b>Expenditures</b>											
Transfers											
Capital Expenditures	\$319,350	\$667,730	\$333,865	\$333,865	\$348,381	\$348,381	\$348,381	\$348,381	\$348,381	\$348,381	\$348,381
<b>Subtotal</b>	\$652,994	\$307,520	\$310,426	\$313,465	\$316,503	\$319,673	\$322,843	\$326,013	\$329,184	\$332,354	\$335,524
Interest Allocation	\$2,906	\$2,906	\$3,038	\$3,038	\$3,170	\$3,170	\$3,170	\$3,170	\$3,170	\$3,170	\$3,170
<b>Closing Balance</b>	\$655,900	\$310,426	\$313,465	\$316,503	\$319,673	\$322,843	\$326,013	\$329,184	\$332,354	\$335,524	\$338,695



	Consolidated Development Charges (Reserve Funds)										
	2020	2021	2022	2023	2024	2025	2026	2027	2028	2029	2030
<b>Opening Balance</b>	\$774,300	\$952,346	\$1,601,883	\$39,749	\$324,339	\$617,205	\$918,533	\$1,228,519	\$2,177,407	\$3,153,683	\$3,920,896
<b>Revenues</b>											
Estimated DC Charges	\$171,000	\$414,989	\$423,288	\$431,754	\$440,389	\$449,197	\$458,181	\$1,097,393	\$1,119,341	\$1,141,728	\$1,164,563
Transfers		\$1,700,000									
<b>Expenditures</b>											
Transfers				\$147,525	\$150,475	\$153,485	\$156,554	\$159,685	\$162,879	\$403,213	\$366,184
Capital Expenditures	\$0	\$1,474,118	\$2,000,000	\$0	\$0	\$0	\$0	\$0	\$0	\$0	\$0
<b>Subtotal</b>	\$945,300	\$1,593,217	\$25,171	\$323,978	\$614,253	\$912,917	\$1,220,160	\$2,166,227	\$3,133,869	\$3,892,198	\$4,719,275
Interest Allocation	\$7,046	\$8,666	\$14,577	\$362	\$2,951	\$5,617	\$8,359	\$11,180	\$19,814	\$28,699	\$35,680
<b>Closing Balance</b>	\$952,346	\$1,601,883	\$39,749	\$324,339	\$617,205	\$918,533	\$1,228,519	\$2,177,407	\$3,153,683	\$3,920,896	\$4,754,956



	Capital Reserve										
	2020	2021	2022	2023	2024	2025	2026	2027	2028	2029	2030
<b>Opening Balance</b>	\$8,296,009	\$9,054,288	\$6,487,513	\$4,527,526	\$6,082,235	\$7,339,781	\$8,362,135	\$3,345,280	\$3,798,626	\$6,400,718	\$6,374,311
<b>Revenues</b>											
Transfer from Operating	\$3,409,914	\$2,712,573	\$2,919,214	\$2,873,558	\$2,931,029	\$2,989,650	\$3,049,443	\$3,110,432	\$3,172,641	\$3,236,093	\$3,300,815
Recovery from DC				\$147,525	\$150,475	\$153,485	\$156,554	\$159,685	\$162,879	\$403,213	\$366,184
Recovery from Envir Reserve Fund	\$0	\$38,420	\$218,599	\$210,320	\$201,921	\$193,398	\$466,451	\$453,608	\$431,151	\$410,176	\$403,848
<b>Expenditures</b>											
Transfers		\$1,700,000	\$2,500,000				\$4,500,000				
Capital Expenditures	\$2,651,635	\$3,617,768	\$2,597,800	\$1,676,695	\$2,025,879	\$2,314,179	\$4,189,303	\$3,270,379	\$1,164,579	\$4,075,889	\$3,156,779
<b>Closing Balance</b>	\$9,054,288	\$6,487,513	\$4,527,526	\$6,082,235	\$7,339,781	\$8,362,135	\$3,345,280	\$3,798,626	\$6,400,718	\$6,374,311	\$7,288,379



	Protective Services Reserve										
	2020	2021	2022	2023	2024	2025	2026	2027	2028	2029	2030
<b>Opening Balance</b>	\$78,574	\$195,074	\$331,074	\$236,074	\$437,074	\$629,074	\$19,074	\$215,074	\$414,074	\$250,074	\$442,074
<b>Revenues</b>											
Transfer from Operating Recovery	155,000	180,000	205,000	\$205,000	\$205,000	\$205,000	\$205,000	\$205,000	\$205,000	\$205,000	\$205,000
<b>Expenditures</b>											
Transfers											
Capital Expenditures	\$38,500	\$44,000	\$300,000	\$4,000	\$13,000	\$815,000	\$9,000	\$6,000	\$369,000	\$13,000	\$329,000
<b>Closing Balance</b>	\$195,074	\$331,074	\$236,074	\$437,074	\$629,074	\$19,074	\$215,074	\$414,074	\$250,074	\$442,074	\$318,074



	<b>Cemetery Reserve</b>										
	<b>2020</b>	<b>2021</b>	<b>2022</b>	<b>2023</b>	<b>2024</b>	<b>2025</b>	<b>2026</b>	<b>2027</b>	<b>2028</b>	<b>2029</b>	<b>2030</b>
<b>Opening Balance</b>	\$93,119	\$98,119	\$103,119	\$28,119	\$33,119	\$38,119	\$53,119	\$68,119	\$83,119	\$98,119	\$113,119
<b>Revenues</b>											
Transfer from Operating Recovery	\$5,000	\$5,000	\$5,000	\$5,000	\$5,000	\$15,000	\$15,000	\$15,000	\$15,000	\$15,000	\$15,000
<b>Expenditures</b>											
Transfers											
Capital Expenditures	\$0	\$0	\$80,000	\$0	\$0	\$0	\$0	\$0	\$0	\$0	\$92,800
<b>Closing Balance</b>	\$98,119	\$103,119	\$28,119	\$33,119	\$38,119	\$53,119	\$68,119	\$83,119	\$98,119	\$113,119	\$35,319

# Multi-year Budget Review 2020-2022

---

Township of Mapleton

December 1<sup>st</sup>, 2020



# Agenda

---

1. Multi-year Budget Process
2. Long-Term Financial Planning
3. Asset Management
4. Budget Highlight Summary
5. Water & Wastewater plan
6. Operating plans
7. Capital Plans
8. Trend lines – long-term impacts
9. Summary

December 1<sup>st</sup>, 2020

# Multi-Year Budgeting

---

## **Multi-year budget**

**291** (1) Despite sections 289 and 290, a municipality may prepare and adopt a budget covering a period of two to five years in the first year to which the budget applies or in the year immediately preceding the first year to which the budget applies. 2006, c. 32, Sched. A, s. 121.

## **Restriction**

(2) Despite subsection (1), if the first year of a multi-year budget immediately follows a year in which a regular election is held, the budget may only be adopted in the first year to which the budget applies. 2006, c. 32, Sched. A, s. 121.

## **First year**

(3) Except as provided in subsection (1), the provisions of the budget for the first year to which the multi-year budget applies shall comply with the requirements of section 289 or 290, as the case may be. 2006, c. 32, Sched. A, s. 121.

## **Other years, mandatory review of annual budget**

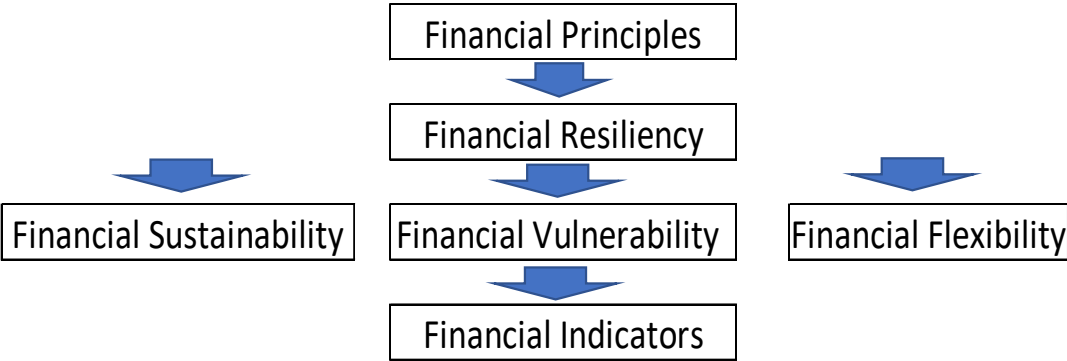
(4) For the second and each subsequent year to which a multi-year budget applies, the municipality shall, in the year or the immediately preceding year,

- (a) review the budget for that year;
- (b) make such changes as are required for the purpose of making the provisions of the budget for that year comply with the requirements of section 289, except clause 289 (4) (b), or section 290, except clause 290 (4) (b), as the case may be; and
- (c) readopt the budget for that year and for subsequent years to which the budget applies. 2006, c. 32, Sched. A, s. 121; 2009, c. 18, Sched. 18, s. 3.

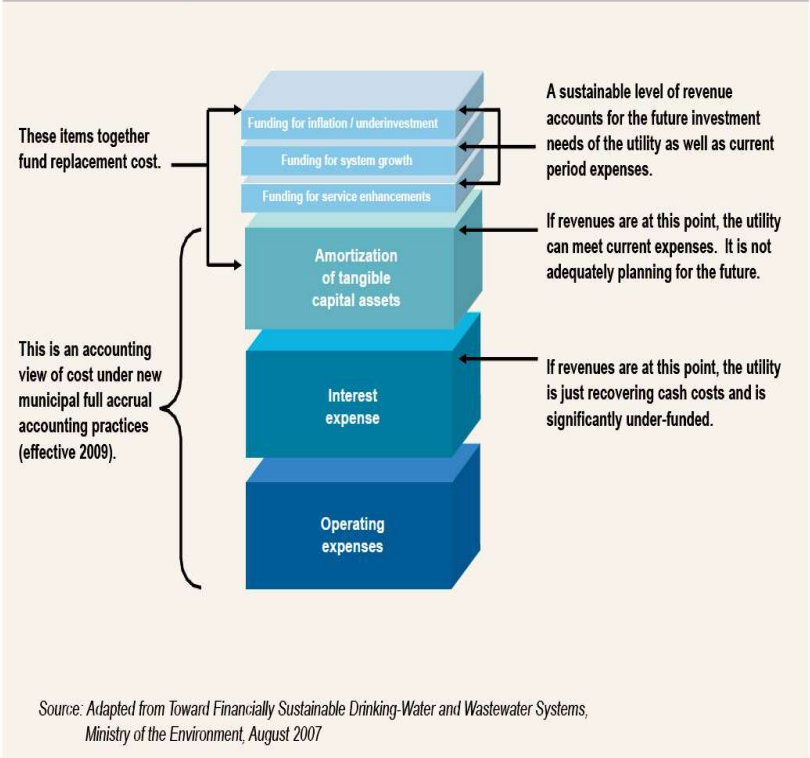


# The Long-Term Financial Plan

The purpose for developing a Long Term Financial Planning Strategy is to help ensure that the Township can withstand the financial pressures that services and programs place upon its citizens. Its overall purpose is to help guide Council to make fiscally responsible, evidence-driven decisions that will promote both short term and long term outcomes that best serve the residents and businesses of the Township. The strategy of sustainability is guided by a set of nine financial principles that support the pillars of financial resiliency (financial sustainability, financial vulnerability, and financial flexibility).



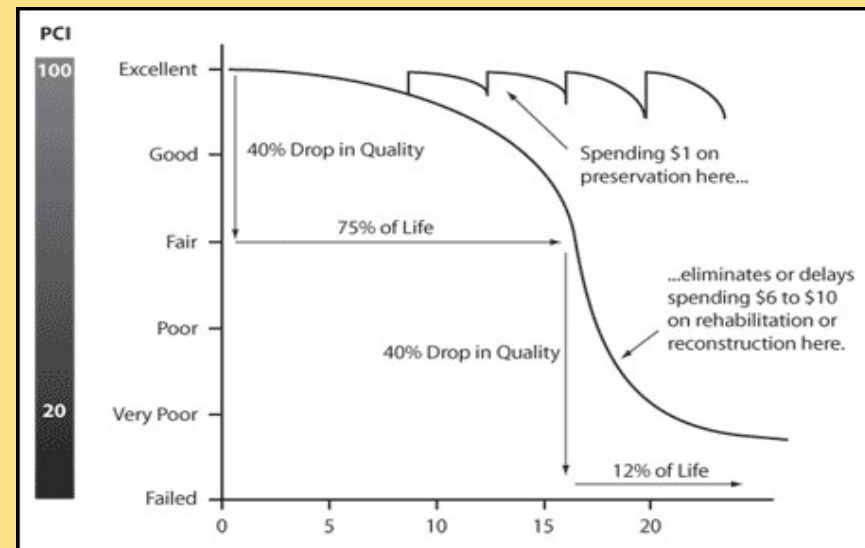
**Figure 2** A Building Blocks Approach to Determining Cost



# Financial Principles

Financial Pillars	Financial Principles		Indicators
Financial Sustainability	Respect the taxpayer	Ensure the Capital Plan is sustainable	<ul style="list-style-type: none"> <li>· Tax rate increases</li> <li>· Capital Reserves as a % of the 10 Year Capital Plan (tax and utility rates)</li> </ul>
	Manage Assets	Deliver value for money	
Financial Vulnerability	Users pay where appropriate	Work with local municipalities to manage growth and support economic viability of the community	<ul style="list-style-type: none"> <li>· Reduction in growth related risk</li> <li>· Reliance on external funding</li> <li>· Proportion of non-residential tax revenue</li> <li>· Investment returns</li> </ul>
	Make responsible investments		
Financial Flexibility	Mitigate significant fluctuations in tax and utility rates	Borrow when appropriate for capital infrastructure	<ul style="list-style-type: none"> <li>· Debt capacity</li> <li>· Asset consumption</li> </ul>

# Asset Management & Capital Budgeting



December 1<sup>st</sup>, 2020



## Budget Highlight Summary

---

**Net Assessment Growth in 2020 1.4% - additional taxation revenue of \$119,000**

Tax burden reduction in 2021 2.17% or \$10.33 per \$100,000

**Mapleton Taxes per \$100,000 from \$476.39 to \$466.06**

Tax Rate Stabilization Reserve used - \$208,514 in 2021 & \$225,067 in 2022

**0% COLA increase with the Salary grid unchanged**

Enhancing asset management expertise in joint venture with Central Wellington

setting aside \$45,000 in 2022

# Initial Timeline for the Water & Wastewater Capital Program - \$16,803,700

Description	2021	2022	2023	2024	2025	2026	2027	2028	2029	2030
Water & Wastewater Condition Assessment	\$100,000	\$0	\$0	\$0	\$0	\$0	\$50,000	\$0	\$0	\$0
Class EA to 2,300 m3/d	\$0	\$0	\$0	\$0	\$0	\$0	\$250,000	\$0	\$0	\$0
NRW (Non Revenue Water Losses in MField) Study	\$30,000	\$0	\$0	\$0	\$0	\$30,000	\$0	\$0	\$0	\$0
Mapleton Water Servicing Master Plan	\$250,000	\$0	\$0	\$0	\$0	\$0	\$0	\$0	\$0	\$0
<b>Subtotal Plans</b>	<b>\$380,000</b>	<b>\$0</b>	<b>\$0</b>	<b>\$0</b>	<b>\$0</b>	<b>\$30,000</b>	<b>\$300,000</b>	<b>\$0</b>	<b>\$0</b>	<b>\$0</b>
Waterworks-Service Breaks Program	\$40,000	\$0	\$40,000	\$0	\$40,000	\$0	\$50,000	\$0	\$50,000	\$0
Waterworks Mains & facilities- contingency	\$53,500	\$30,000	\$37,500	\$34,500	\$33,000	\$22,500	\$22,500	\$27,500	\$52,500	\$27,500
Well Supply Capacity -High Lift Pumping Station Drayton	\$0	\$2,000,000	\$0	\$0	\$0	\$0	\$0	\$0	\$0	\$0
Moorefield water distribution - Highlift upgrade	\$0	\$0	\$0	\$0	\$0	\$0	\$0	\$0	\$0	\$0
Moorefield water storage Standpipe	\$0	\$0	\$0	\$0	\$0	\$0	\$0	\$0	\$0	\$0
Water Tower Drayton	\$0	\$4,000,000	\$0	\$0	\$0	\$0	\$0	\$0	\$0	\$0
<b>Subtotal Water</b>	<b>\$93,500</b>	<b>\$6,030,000</b>	<b>\$77,500</b>	<b>\$34,500</b>	<b>\$73,000</b>	<b>\$22,500</b>	<b>\$72,500</b>	<b>\$27,500</b>	<b>\$102,500</b>	<b>\$27,500</b>
Wastewater mains & facilities - contingency	\$38,500	\$91,300	\$13,300	\$31,300	\$13,300	\$17,500	\$117,000	\$48,500	\$33,500	\$33,500
Storm water Infiltration (I&I)	\$55,000	\$0	\$0	\$0	\$0	\$80,000	\$80,000	\$0	\$50,000	\$0
Moorefield Sanitary Servicing Upgrades	\$0	\$0	\$0	\$0	\$0	\$0	\$0	\$0	\$0	\$0
Mapleton WPCP to 1,300m3/day	\$0	\$0	\$0	\$0	\$0	\$4,500,000	\$0	\$0	\$0	\$0
Mapleton WPCP to 1,800 m3/day	\$0	\$0	\$0	\$0	\$0	\$0	\$0	\$0	\$0	\$0
Mapleton WPCP to 2,300 m3/day	\$0	\$0	\$0	\$0	\$0	\$0	\$0	\$0	\$0	\$0
Sludge Removal	\$500,000	\$0	\$0	\$0	\$0	\$0	\$0	\$0	\$0	\$250,000
Wastewater -Pumping Station & Forcemain	\$3,565,000	\$0	\$0	\$5,000	\$0	\$5,000	\$0	\$5,000	\$0	\$0
<b>Subtotal Wastewater</b>	<b>\$4,158,500</b>	<b>\$91,300</b>	<b>\$13,300</b>	<b>\$36,300</b>	<b>\$13,300</b>	<b>\$4,602,500</b>	<b>\$197,000</b>	<b>\$53,500</b>	<b>\$83,500</b>	<b>\$283,500</b>
<b>Total</b>	<b>\$4,632,000</b>	<b>\$6,121,300</b>	<b>\$90,800</b>	<b>\$70,800</b>	<b>\$86,300</b>	<b>\$4,655,000</b>	<b>\$569,500</b>	<b>\$81,000</b>	<b>\$186,000</b>	<b>\$311,000</b>

# Water & Wastewater Financing Plan

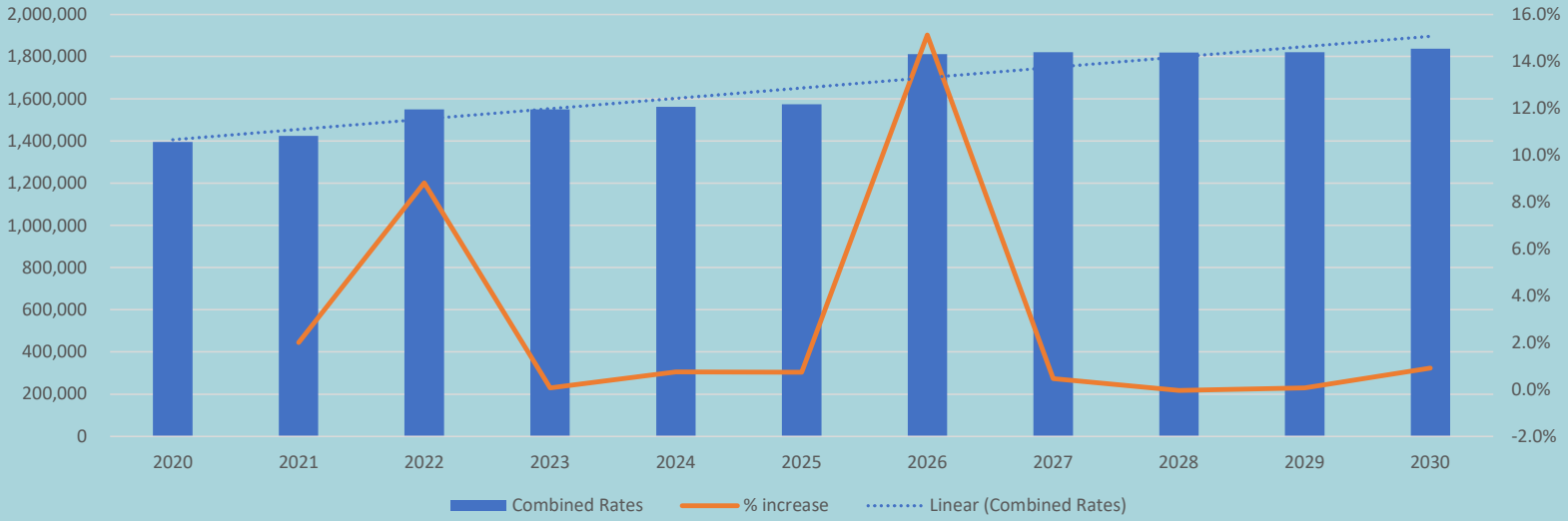
---

10-Year Capital Plan	Funding
The development community	\$ 3,474,118
The water & wastewater rate payers	\$ 13,329,582
Total	\$ 16,803,700

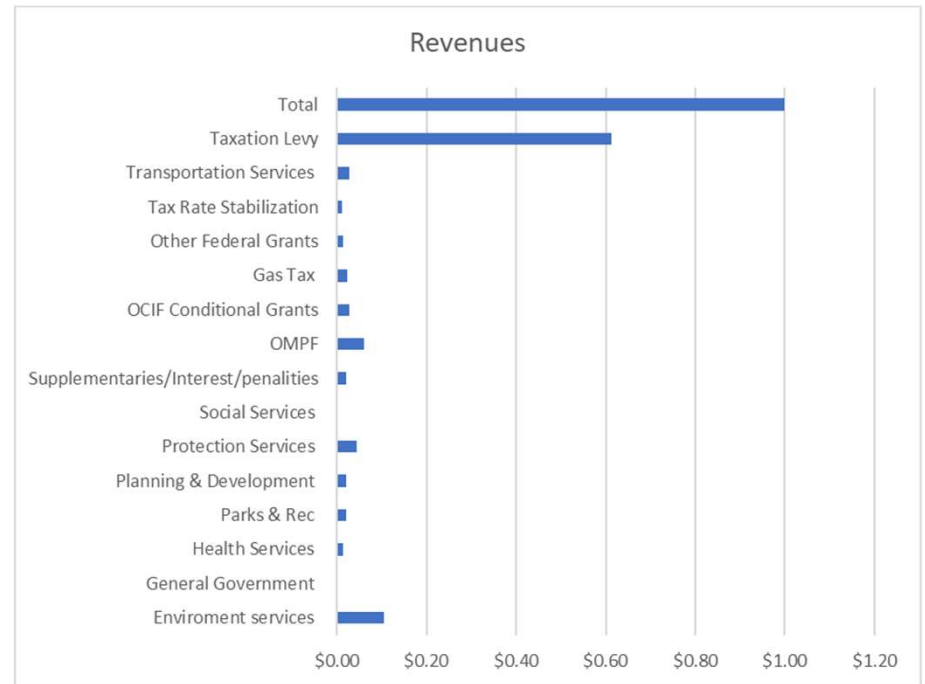
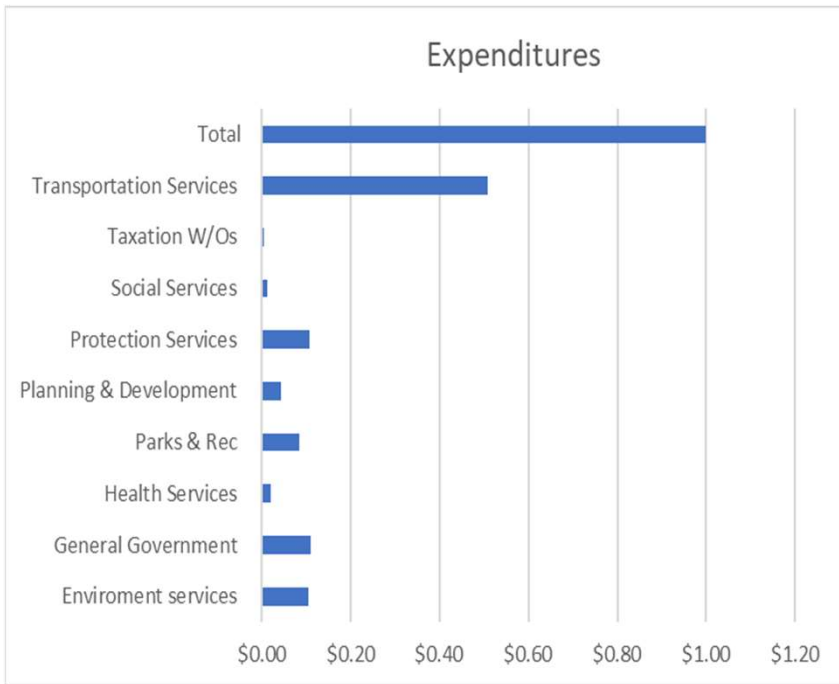
## Interfund Financing

To	Year	Principal	Interest	Paid by the ratepa	Paid by the Development Community
Development Charges Reserve Fund	2021	\$ 1,700,000	\$ 332,932	\$ 332,932	\$ 1,700,000 8 year loan @ 2.26%
Environment Reserve Discretionary Reserve Fund	2022	\$ 2,500,000	\$ 734,500	\$ 3,234,500	25 year loan @2.26%
Environment Reserve Discretionary Reserve Fund	2026	\$ 4,500,000	\$ 132,200	\$ 4,632,200	25 year loan @2.26%
		\$ 8,700,000	\$ 1,199,632	\$ 8,199,632	\$ 1,700,000

# Water & Wastewater rates



# Operating





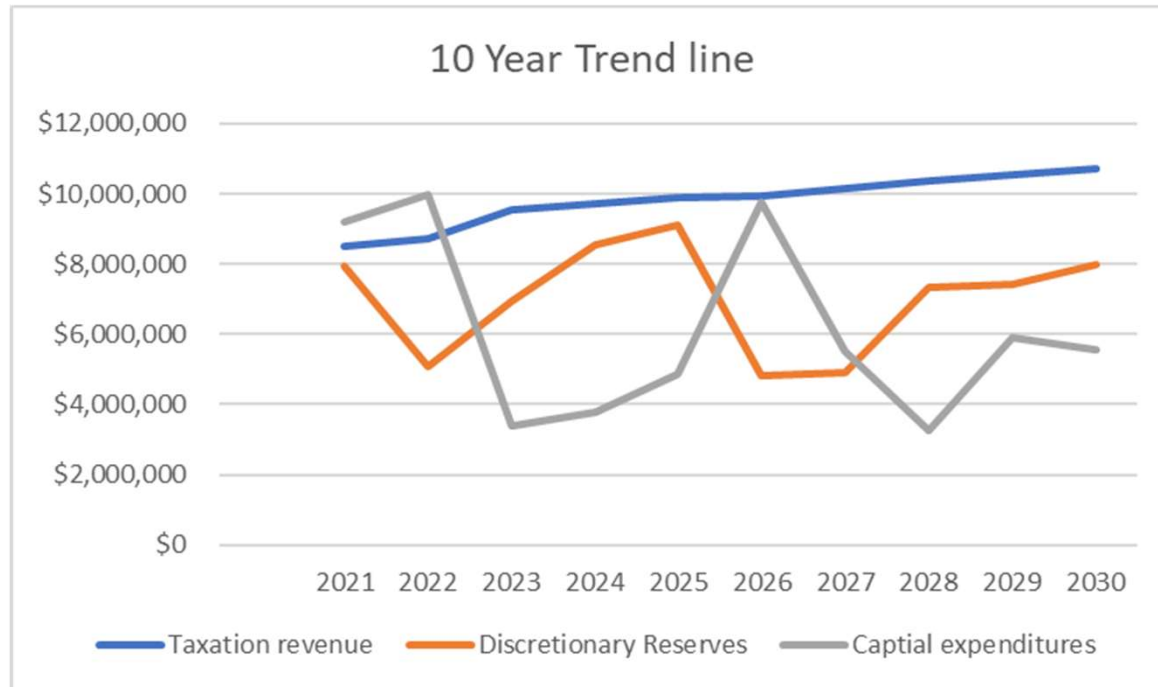
# Capital Program

---

	Budget 2021		10-year Summary	
Bridges & Culvert	\$810,600	8.82%	\$10,297,600	16.83%
Roads & Sidewalks	\$2,589,950	28.17%	\$24,862,820	40.63%
Facilities	\$195,000	2.12%	\$3,299,503	5.39%
Parks	\$26,500	0.29%	\$206,500	0.34%
Fire Services	\$44,000	0.48%	\$1,902,000	3.11%
Fleet & Equipment	\$542,000	5.90%	\$3,135,140	5.12%
Other assets	\$353,718	3.85%	\$683,518	1.12%
Water & wastewater	\$4,632,000	50.38%	\$16,803,700	27.46%
	<b>\$9,193,768</b>	<b>100.00%</b>	<b>\$61,190,781</b>	<b>100.00%</b>

# 10 Year Trend

---



# Summary

---

## **Operating Expenditures**

### **The Tax Burden Reduce**

**by \$10.33 per \$100,000 of assessment**

**The Tax Levy is unchanged for 2021 – 0%**

**Modest increase in the Tax Levy of 2.7 % in 2022**

## **Capital Expenditures**

### **2021 – 2022 – growth related**

Construction of the Drayton Water Tower

Upgrading the well supply capacity

Upgrading Wastewater pumping station



# Thank you

---

Questions

**THE CORPORATION OF THE TOWNSHIP OF MAPLETON**

**FINANCE REPORT FIN2020-22**

TO: Mayor Davidson and Members of Council  
FROM: Heather Trottier, Financial Analyst  
RE: Fees and Charges 2021  
DATE: December 1<sup>st</sup>, 2020

---

**RECOMMENDATION:**

THAT Township of Mapleton Council receive Finance Report FIN2020-22 regarding Fees and Charges 2021; and

1. That Council approve the proposed changes to the Fee & Charges By-law

**BACKGROUND:**

Each year it is our practice to examine our current Fees and Charges By-law to ensure that they adequately support our service provisions. As a best practice, user fees should be utilized to finance those services and goods that provide a direct benefit to specific users, while services that benefit the entire community should be funded by property taxes. This report will address the recommended changes.

**PREVIOUS PERTINENT REPORTS:**

FIN2020-20

**DISCUSSION:**

As part of the budget review process staff and managers have been asked to examine the Fees and Charges By-law for this year's revisions. Some of the proposed changes brought clarity and definition to the by-law and did not change the content or the fee structure. Other changes added items or changed the fees.

I have attached the proposed Fees and Charges. Items that are in red, show where significant item description have changed the content or where fees have been altered. Last year's 2020 fees are adjacent to the proposed fee for easy reference. Most of these changes are minor with exception to Cemeteries Schedule "C", which has been addressed in FIN2020-20. The proposed cemetery fees are under review.

**FINANCIAL IMPACT:**

With the exception of the Cemetery Schedule “C” these minor changes will not affect the 2021 budget.

**SUMMARY:**

These are the changes staff recommend to be implemented in Mapleton’s 2021 fees and charges. Once council approval is received, we will integrate changes into the Fees and Charges By-law.

**COMMUNICATION:**

n/a

**STRATEGIC PLAN:**

**Municipal Infrastructure:** n/a

**The Local Economy:** n/a

**Recreation:** n/a

**Municipal Administration:** n/a

**Financial Responsibility:**

Planning for a sustainable financial future

**Prepared By:**  
**Heather Trottier**

**Financial Analyst**

**Reviewed By:**  
**John Morrison**

**Director of Finance**

**Reviewed By:**  
**Manny Baron**

**CAO**

Attachments

Fee & Charges By-law

**SCHEDULE "A"  
ADMINISTRATION**

DESCRIPTION	FEE
Certification of Documents	\$30.00 per document ***
Completion of Pension Forms - Mapleton Residents Only	No Charge
Commissioning of Documents - Municipal Use Only	No Charge
Commissioning of Vehicle Transfers, Vehicle Ownerships, and Immunization Forms	\$30.00 per document ***
Fax Charges	\$5.00 per fax number – local ***
Flags & Pins	At cost ***
Freedom of Information Requests	\$5.00 application fee plus costs as per MFIPPA Regulation 823 s.6 & 6.1
NSF Cheque or Returned Transaction	\$45.00
Photocopies	\$0.50 per page ***
Tax Certificates	\$60.00 per Roll Number
Duplicate Receipts	No Charge
Tax Arrears Notice	\$10.00
New Roll Account Creation	\$30.00
Reprint Tax Bill	\$10.00
A/R & Utility Accounts transferred to roll	\$30.00
<b>EDI Processing Fee - This is billed when an electronic payment is made to an incorrect account and must be corrected</b>	<b>- 1st Notification No Charge - Subsequent Notifications \$30 per occurrence</b>  <b>NEW</b>
History Books <ul style="list-style-type: none"> <li>• Remembering Drayton in 2000</li> <li>• History of Maryborough 1851 – 1976</li> <li>• Thru the Years Maryborough Township Vol. II</li> <li>• Portrait of Peel Attiwandarok to Mapleton *</li> </ul>	\$10.00 *** \$ 4.00 *** \$55.00 *** GST @ 5% \$50.00 ***  <i>*Collected on behalf of Peel History Book Committee</i>
Tile Drainage Loan Application	\$100.00
Tile Drainage Inspection	\$150.00
Tax Sale Proceedings	\$750.00 Admin Fee plus cost recovery as per Ontario Regulation 571/17.
Water & Sewer Invoice Reprint	\$25.00
Tax Payment Confirmation Letter	\$30.00

**NOTE:** The fees and charges for various services on Schedule "A" are **HST Exempt unless illustrated with (\*\*\*) in the schedule.**

**SCHEDULE "B"**  
**BUILDING**  
(Page 1 of 2)

CLASS	ADMIN FEE	SQUARE FOOTAGE CHARGE
<b>Assembly Buildings - Group A</b> New Addition Renovations	\$325.00 \$325.00 \$325.00	\$0.70/ft <sup>2</sup> \$0.70/ft <sup>2</sup> \$0.70/ft <sup>2</sup>
<b>Institutional - Group B</b> New Addition Renovations	\$325.00 \$325.00 \$325.00	\$0.70/ft <sup>2</sup> \$0.70/ft <sup>2</sup> \$0.70/ft <sup>2</sup>
<b>Residential - Group C</b> New (includes attached garages and covered porches) Addition Basement (new or finishing) Renovations Accessory Buildings	\$325.00 \$225.00 \$225.00 \$225.00 \$125.00	\$0.75/ft <sup>2</sup> \$0.75/ft <sup>2</sup> \$0.35/ft <sup>2</sup> \$0.35/ft <sup>2</sup> \$0.40/ft <sup>2</sup>
<b>Office - Group D</b> New Addition Renovations	\$325.00 \$325.00 \$325.00	\$0.70/ft <sup>2</sup> \$0.70/ft <sup>2</sup> \$0.70/ft <sup>2</sup>
<b>Mercantile - Group E</b> New Addition Renovations	\$325.00 \$325.00 \$325.00	\$0.70/ft <sup>2</sup> \$0.70/ft <sup>2</sup> \$0.70/ft <sup>2</sup>
<b>Industrial - Group F</b> New Addition Renovations	\$325.00 \$325.00 \$325.00	\$0.70/ft <sup>2</sup> \$0.70/ft <sup>2</sup> \$0.70/ft <sup>2</sup>
<b>Farm Buildings - Group G</b> New Addition Renovations Manure Tanks	\$225.00 \$225.00 \$225.00 \$550.00	\$0.32/ft <sup>2</sup> \$0.32/ft <sup>2</sup> \$0.32/ft <sup>2</sup> \$0.32/ft <sup>2</sup>
<b>Silos</b> Tower Bunker On silos over 6,400 ft <sup>2</sup>	\$350.00 \$350.00 \$350.00	N/C N/C N/C was .02
<b>Grain Bins</b>	\$350.00	N/C
<b>Wood Burning Stove</b>	\$100.00	N/C
<b>Pools</b>	\$100.00	N/C
<b>Deck</b>	\$135.00	\$0.10/ft <sup>2</sup>
<b>Demolition Permit - whichever value is greater</b>	\$150.00	N/C was .02
<b>Plumbing Work Only</b>	\$135.00	N/C
<b>Septic Systems</b> New Grey Water System Tank or Bed Replacement	\$500.00 \$250.00 \$250.00	N/C
<b>Wind Mills/Turbines - Greater than 3 Kw</b>	\$30.00/ \$1,000.00 of construction value	
<b>Solar Collectors - Self Supporting - On Building (&gt;5m<sup>2</sup>)</b>	\$11.00/ \$1,000.00 of construction value	
<b>Mezzanines - installed in existing buildings Mezzanines - new construction</b>	\$225.00	N/C was .25
<b>Tent and Signs and any permits not listed</b>	\$125.00	N/C
<b>**Security Deposit for second dwelling to be demolished later To be accompanied by a letter of understanding</b>	Total Development Charge; Municipal, County School Boards	



**SCHEDULE "B"**  
**BUILDING DEPARTMENT**  
 (Page 2 of 2)

CLASS	FEE
<b>**Security Deposit for minor buildings to be demolished later (discretionary)</b> To be accompanied by a letter of understanding	\$2,000
<b>Compliance Letter - Building/Zoning</b>	\$100.00
<b>Certificate of Compliance</b> - Plan of Subdivision, Site Plan Agreements	\$220.00
<b>Compliance Letter – Septic</b>	\$75.00
<b>Minimum fee for inspections not related to Permits/Structure - Change in Use Evaluation</b> -Lot Grading	\$100.00***
<b>Change of Use</b> (no permit) <b>Change of Use</b> (with construction)	\$100.00 Permit fee
<b>Items not listed herein</b>	\$15.00/\$1,000.00 of construction value
<b>Investigation fee for work started without a permit</b>	\$150.00
<b>Penalty for failing to obtain a building permit</b>	Extra fee equal to the Administration fee <b>Decks \$50.00 NEW</b>
<b>Investigation fees for failing to call in an inspection</b>	\$50.00
<b>Permit cancellation after issuance</b>	Admin fee or \$150.00 if no admin fee
<b>Withdrawal of application prior to issuance (discretionary)</b> <b>Decks</b>	\$100.00 <b>\$ 50.00 NEW</b>

**Fees charged based on gross floor area**

\*\* Demolition to be complete within one year of occupancy of the new structure.

**NOTE:** The fees and charges for various services on Schedule "B" are **HST Exempt unless illustrated with (\*\*\*) in the schedule.**

**UNDER DISCUSSION**

**SCHEDULE "C"  
CEMETERIES**

DESCRIPTION	PROPOSED 2021 FEE	
<b>Sale of Interment Rights</b> Non-cremation lots: Per Grave (Care & Maintenance Fund included)	\$2,250.00***	Under Discussion
<b>Sale of Interment Rights</b> Cremation Lots in Cremation Gardens (2x2) (Care & Maintenance Fund included)	\$1,500.00 ***	Under Discussion
<b>Interment (charges to open &amp; close a grave)</b> Adult Child (12 & under) Cremated remains Additional Winter Charges (Dec1 to Apr 15) At the discretion of Director of Public Works- Depending on weather conditions Weekdays Full Grave Cremated Remains Additional Charge, Holidays & Weekends (as approved by Director of Public Works) 10am- 2pm **Burial to be double interment in a single grave.	\$900.00 *** No charge \$400.00 ***  \$650.00 *** \$400.00 *** \$500.00 ***  1.5 times the interment Charge	Under Discussion  Under Discussion
Disinterment	Double the Interment Charge	
<b>Installation of Markers, Monument Foundations &amp; Corner Posts</b> All foundations will be built based on the monument size. Exact diagrams required. Foundation cost – as per chart below Foundation: 42" x 18" x 60" Foundation: 42" x 20" x 60" Foundation: 44" x 20" x 60" Foundation: 66" x 20" x 60"  Flat marker larger than 172 sq. inches Monument up to 4 feet in height or width Monument larger than 4 feet in height or width <b>Corner Posts:</b> may be ordered by the Township and engraved as follows: ▪ 3 corner posts first initial of family last name. ▪ 4 <sup>th</sup> corner post location of plot (i.e. Z 50 A- D (in Drayton, A 50 A51 (in Hollen) Delivered and installed by the Municipality	Foundation cost is based on monument size at \$30/ft <sup>3</sup>  \$790.00 *** \$875.00 *** \$925.00 *** \$1375.00 ***  \$50.00 Care & Maintenance incl *** \$100.00 Care & Maintenance incl *** \$200.00 Care & Maintenance incl *** \$200.00 ***  No additional charge	At Cost
<b>Staking/Inspection fee on application for installation of monument marker.</b>	\$75.00	
<b>Storage:</b> If human remains to be interred in Mapleton Cemetery - storage of human remains in vault in chapel.  If human remains to be interred elsewhere than a Cemetery owned by the Township of Mapleton - storage of human remains in vault in chapel.	No Charge  \$200.00 ***	  Under Discussion
<b>Transfer Fee:</b> For all services & documents to transfer ownership of lot, and new Certificate of Interment Rights to be issued.	\$125.00	Under Discussion

**NOTE:** The fees and charges for various services on  
Schedule "C" are **HST Exempt unless illustrated  
with (\*\*\*) in the schedule.**

**SCHEDULE “D”  
FIRE / RESCUE**

DESCRIPTION	FEE
<b>Open Air Burn Notifications</b> 4:00 pm submission deadline for next day burn	No Charge
<b>Inspections:</b> Single Residence Institution/Industrial/Commercial Apartments/Condominiums	\$75 \$100 \$75 + \$5 per unit <i>On complaint or request</i>
<b>Fire Search Fees/Approvals</b> <ul style="list-style-type: none"> <li>• Letters of Compliance (not for LLBO)</li> <li>• LLBO Letter of Compliance</li> <li>• Fire Reports</li> <li>• Occupancy Load</li> <li>• Reviewing Risk Management / Safety Plans</li> </ul>	\$50 per half hour (\$100 minimum) \$50 per half hour (\$100 minimum) \$60 per Roll Number \$100 per building  \$50 per half hour (\$100 minimum)
<b>Fire Response Fees – Indemnification Technology</b>	Current MTO rates, plus any additional costs to the Municipality.
<b>Motor Vehicle Incidents:</b> Owners of motor vehicles which are involved in a motor vehicle accident within the municipal boundary of the Township of Mapleton that requires the Fire/Rescue to respond to the scene, will be invoiced firstly to the owner’s insurance provider. In the case where there is no insurance, the owner shall be billed directly.	Current MTO rates, plus any additional costs to the Municipality. (full cost recovery)
<b>Administration &amp; Enforcement</b> <ol style="list-style-type: none"> <li>1. Spills Act &amp; Transportation of Dangerous Goods Act: the cleanup of hazardous material spills.</li> <li>2. Open Air Burning: where burn is in contravention with Open Air Burn by-law and/or Fire Prevention and Protection Act</li> </ol>	Current MTO rates, plus any additional costs to the Municipality. (full cost recovery)
<b>False Alarms:</b> The following procedures and fees shall apply only when it has been determined at the discretion of the responding officer of the Township of Mapleton Fire Department that the false alarms were preventable. The totals shall be calculated within each calendar year with each year being considered separately. <ul style="list-style-type: none"> <li>• First False Alarm</li> <li>• Second False Alarm</li> <li>• Three or more False Alarm</li> </ul>	Fire prevention to follow up and determine why. Registered letter to be sent indicating possible financial implications of reoccurrences.  \$250. Final Warning: Registered Mail  Current MTO rates, plus any additional costs incurred by Municipality.

**NOTE:** The fees and charges for various services on Schedule “D” are **HST Exempt unless illustrated with (\*\*\*) in the schedule.**

**SCHEDULE "E"**  
**LICENSING AND LOTTERIES**

**LICENSING**

DESCRIPTION	FEE
<b>ANIMAL CONTROL</b> Kennel License  Plus Annual Inspection Fee at cost recovery  <b>Re-Inspection Fee</b>	<b>\$300.00 plus            Inspection fee (was            \$200)</b>  As per Canine Control Contract <b>\$50.00 NEW</b>
Dog Tags First Dog Second Dog Third Dog If Purchased after March 31 of Licensing year First Dog Second Dog Third Dog	\$20.00 \$30.00 \$45.00  \$25.00 \$40.00 \$55.00
Replacement Tag	\$10.00
Fees are recoverable from the dog owner and payable to the Canine Control Officer as a result of enforcement of the Township's By-law 2019-034 (as amended from time to time). These fees are set out in the Canine Control Contract and may include but are not limited to: impounding fees (boarding), service call, disposal, quarantine fees. Plus Administration fee:	\$50.00
<b>TRANSIENT TRADER</b> Chip Wagon Mobile Barbecue Refreshment Vehicle Refrigerated Bicycle Cart Transient Trader (Annual) Transient Trader (One Day)	\$250.00 / wagon \$250.00 / barbecue \$100.00 / vehicle \$50.00 / cart \$400.00 \$200.00

**LOTTERIES**

DESCRIPTION	FEE
Break Open Tickets	\$5.00/box
All Other Lottery Licenses:	
Where prize value including taxes is less than or equal to \$250.00	\$5.00
Where prize value including taxes is more than \$250.00	3.0% of prize value to a max. of \$150.00

**NOTE:** The fees and charges for various services on Schedule "E" are **HST Exempt**.

**SCHEDULE “F”  
PLANNING**

<b>DESCRIPTION</b>	<b>DEPOSIT TO COVER RELATED EXPENSES</b>	<b>2021 FEE</b>	<b>2022 FEE</b>
Committee of Adjustment – Minor Variance Commercial/Industrial		\$3,059.00	\$3,818.00
Committee of Adjustment -Minor Variance Other Applications		\$2,460.50	\$3,071.00
Zoning Amendment (County Fee \$6850)		\$10,070.00	\$10,990.00
<b>Temporary Use – Renewal only Plus County Fee – flat or hourly</b>	<b>Plus disbursements</b>	<b>\$500.00 NEW</b>	<b>\$600.00 NEW</b>
Plan of Subdivision – New or Amendment, including conditions of approvals to both Mapleton and County of Wellington.	\$8,000.00	\$9,310.00	\$11,620.00
Plan of Subdivision account top up for plans that exceed the \$8,000.00 deposit for related expenses	\$6,000.00	\$5,320.00	\$6,640.00
Site Plan Control Approval New	\$4,280.00	\$3,325.00	\$4,150.00
Site Plan Control Amendments (Major)	\$3,480.00	\$2,925.00	\$3,652.00
Site Plan Control Amendments (Minor)		\$1,330.00 flat fee	\$1,660.00 flat fee
Site Plan Control Inspections		\$200.00	\$200.00
Any other applications pursuant to the provisions of the Planning Act including appeals to the Ontario Municipal Board, etc.	\$3,500.00	\$3,325.00	\$4,150.00
Certificate of Compliance - Zoning By-law		\$133.00	\$166.00
Certificate of Compliance or Status – Plan of Subdivision, Site Plan Agreements		\$292.60	\$365.20
Part Lot Control Exemption	Plus disbursements	\$1,995.00	\$2,490.00
Deeming By-law		\$1,330.00	\$1,660.00
<b>Severances</b>			
Notice Verification for Severance Applications		\$199.50	\$249.00
Clearances for Severance Conditions		\$266.00	\$332.00
Cash in Lieu of Parkland (Lots on Plan of Subdivision & lots created by Consent)		\$1,400.00 per lot	\$1,400.00 per lot
Fee for services provided by Municipal employees per/hr per/employee (Clerk, Treasurer, etc.)		\$75.00	\$75.00
Copy of Zoning By-law		\$50.00	\$50.00
Letter of Interest from resident to Clerk to purchase unopened road allowance		\$665.00	\$830.00
Disposal of Surplus Lands (including roads)	\$4,500.00	\$665.00	\$830.00
Encroachment Agreements	\$1,400.00	\$800.00	\$1,000.00

**NOTE:** The fees and charges on Schedule “F” are **HST Exempt.**

**SCHEDULE “G”  
PROPERTY STANDARDS**

DESCRIPTION	FEE
Appeal a Property Standards Order to the Property Standards Committee	\$150.00
Appeal a Property Standards Committee decision to the Superior Court	\$250.00
Property Standards Officer to attend a hearing	\$50.00 per hour
Inspections where owner fails to comply with an Order – Owner who failed to comply with a confirmed Order shall pay a fee for each inspection to determine if contraventions of this By-law observed on an initial inspection have been corrected where the contraventions have not been remedied in the time provided for in the said order.	\$100.00 per inspection per Officer plus \$0.55 per km.
Certificate of Compliance	\$200.00
Initial inspection where property deficiencies or by-law violations are observed.	No Charge
Fence Viewers Fee (as per Ontario Line Fences Act)	\$500.00

- No fees shall be charged for exterior inspections of property made by the Officer that is carried out at the request of Council.
- Fees for the Inspection of Property when the written complaint is frivolous, malicious, or vexatious in manner or the conditions are so minor as not to constitute any action under the Clean and Clear Land By-Law, would then be payable by the applicant on the written complaint form.

Additional Costs to be collected from violating property owners include:

- a) Costs for Court Hearings and Proceedings

**NOTE:** The fees and charges for various services on this Schedule “G” are **HST Exempt**.

**SCHEDULE "H"  
PUBLIC WORKS  
ROADS**

DESCRIPTION	FEES
<b>Entrance Permits</b>	
Inspection Fee	\$325.00
Deposit	\$1,000.00
<b>Road Crossing Permits</b>	
Inspection Fee	\$400.00
Refundable Security Deposit	\$3,000.00
<b>Drainage Apportionment Agreement Fee</b>	\$200.00 plus HST
<b>Special Event Permit</b>	\$25.00
<b>Road Occupancy Permit</b> <b>(Non-profit Community Events are exempt)</b>	<b>\$100.00</b>
Refundable Security Deposit	<b>\$3,000.00</b>
<b>Wide Load Permits</b>	
For transporting wide loads along the Township road allowance.	\$125.00
Refundable Security Deposit	\$1,000.00
<b>Hidden Driveway Sign</b>	
Installed by the Township	\$225.00
<b>Civic Addressing</b>	
911 Replacement Sign	<b>\$50.00 was \$25</b>
911 Replacement Post	<b>\$50.00 was \$25</b>
<b>Fee for Staff Time</b>	\$50.00 per hour
<b>Equipment and Contracted Services</b>	Current Ontario Provincial Standard Specification (OPSS 127) rates will apply
<b>Firewood and Woodchips</b> (delivered - by the tandem load)	<b>\$140.00 per load was \$120</b>

**NOTE:** The fees and charges for various services on Schedule "H" are HST Except unless noted.

**SCHEDULE "I"**  
**PUBLIC WORKS – PARKS AND RECREATION**  
(Page 1 of 2)

<b>PEEL MARYBOROUGH DRAYTON (PMD) ARENA</b>	<b>FEES</b>
<b>PMD Hall</b>	
Weekend: Friday, Saturday, Christmas Eve, New Year's Eve & Statutory Holidays. Includes Kitchen <b>Add Bar Service</b>	\$600.00 <b>\$200.00 NEW</b>
Day before event (Friday or Saturday). <b>Includes kitchen</b> 9:00 am – 4:00 pm	<b>\$150.00 was \$110</b>
Weekday (Sunday through Thursday). Includes Kitchen	<b>\$325.00 was \$340</b>
Day before event (if not already booked) (Sunday through Thursday) <b>Includes kitchen.</b> 9:00 am – 4:00 pm	<b>\$100.00 was N/C</b>
Hourly Rate – only on weekdays (Sunday through Thursday) Includes Kitchen. No hourly rate available on weekends	\$100.00
Round Tables	\$5.00 per table
<b>PMD Boardroom</b>	
Hourly Rate	\$30.00 per hour
Service Organizations (see list on page 2)	No Charge
<b>PMD Kitchen Only</b>	
Kitchen can only be booked when no hall rental - 9 am – 4 pm (weekdays) NOTE: Weekends can only be booked within two weeks or less of rental date. Extra hours charged as above.	\$150.00 \$50.00/hr
<b>PMD Arena Floor</b>	\$470.00 or \$42.00 per hour up to 4 hours
<b>PMD Complex Rental</b>	
April 1 – August 31. No ice (Dates may vary) <b>ONLY AVAILABLE WHEN NO ICE INSTALLED</b>	<b>\$1,500.00 was \$995</b>
<b>ICE RENTAL (Sept – Apr Season)</b>	
Non-Prime. Monday through Thursday. Before 4:00 pm and After 11:00 pm	\$81.29 per hour
Prime-time. Non-Minor - Monday to Thursday between 4:00pm – 11:00 pm Friday to Sunday between 6:00am and 11:00pm	\$125 per hour
Minor Sports	\$107.00 per hour
Public Skating	\$2.00 per person
Public Shiny Hockey. Per person, per hour.	\$10.00
Private Ice Rentals. If booked same day as use.	\$60.00 per hour
<b>PMD Arena Advertising - per annum</b>	
Location: Arena Boards – Ice level (large: 3ft x 8ft)	\$550.00
Location: Arena Boards – Ice level (small: 3ft x 4ft)	\$325.00
Location: Wall sign (size: 3ft x 6ft)	\$175.00
Location: Time Clock (size: 2ft x 6ft)	\$175.00
Location: Behind Player's Bench (Home or Visitors)	\$1000.00
Location: Ice Resurfacers	\$1200.00
<b>MARYBOROUGH COMMUNITY CENTRE (MCC)</b>	
<b>MCC Hall – Upper Hall and Lower Hall</b>	
Weekend: Friday, Saturday, Christmas Eve, New Year's Eve & Statutory Holidays. Includes Kitchen <b>Add Bar Service</b>	\$500.00 <b>\$200.00 NEW</b>
Day before event (Friday or Saturday). <b>Includes kitchen</b> 9:00 am – 4:00 pm	<b>\$150.00 was 110</b>
Weekday (Sunday through Thursday). <b>Includes kitchen</b>	<b>\$325.00 was \$300</b>
Day before event (if not already booked) (Sunday through Thursday) <b>Includes kitchen.</b> 9:00 am – 4:00 pm	<b>\$100.00 was N/C</b>
Hourly Rate – only on weekdays (Sunday through Thursday). <b>Includes kitchen.</b> No hourly rate available on weekends.	<b>\$100.00 was \$80</b>
Round Tables	\$5.00 per table



**SCHEDULE "I"**  
**PUBLIC WORKS – PARKS AND RECREATION**  
 (Page 2 of 2)

<b>MCC Upper Hall</b>	
Weekend: Friday, Saturday, Christmas Eve, New Year's Eve & Statutory Holidays. Includes Kitchen <i>Add Bar Service</i>	\$300.00 <i>\$200.00 NEW</i>
Sunday Only – Family Reunions or Family Gatherings. Includes kitchen Unlicensed only. 12:00 noon – 6:00 pm	<i>\$150.00 was \$110</i>
Weekday (Sunday through Thursday). <i>Includes kitchen.</i>	<i>\$150.00 was \$100</i>
Hourly Rate – Only on weekdays (Sun – Thurs). <i>Includes kitchen.</i> No hourly rate available on weekends	<i>\$50.00 was \$30</i>
Round Tables	\$5.00 per table
Service Organizations (listed below)	No Charge
<b>PMD and MCC</b>	
Linen Table Cloths: Rectangular Tables (54" x 120") (white, , black)	\$6.00 per table
Linen Table Cloths: Round Tables (white, black)	\$8.50 per table
Linen Napkins White and Black	\$0.75 per napkin
Chair covers Black only	\$3.00 per chair

<b>MCC Lower Hall</b>	
Lower hall cannot be booked on its own.	Not applicable
<b>MCC Kitchen Only</b>	
Kitchen can only be booked when no hall rental. 9:00am – 4:00pm (weekdays) NOTE: Weekend rental available only if booked within two weeks of rental date Extra hourly rate charged above	\$150.00 \$50.00/hr
<b>DRAYTON BALL DIAMONDS A&amp;B</b>	
No lights	\$30.00 per game
With lights	\$35.00 per game
<b>DRAYTON SOCCER FIELDS</b>	\$6.00 per registrant

*Service organizations listed below can rent halls or boardrooms at no cost.*

- 100 Women Who Care
- Drayton & District Figure Skating Club
- Drayton Kinsmen Club
- Drayton Kinettes
- Drayton Minor Hockey
- Drayton Minor Soccer
- Drayton Moorefield Minor Ball
- Drayton Rotary Club
- Mapleton Buds and Blooms
- Mapleton Chamber of Commerce
- Mapleton Historical Society
- Moorefield & District Horticultural Society
- Moorefield Optimist Club
- Palmerston and District Hospital Foundation
- Reach Forth Hockey Club
- Seniors' Centre for Excellence
- Community Craft Show Committee (c/o Mary Miller)

**NOTE:** The fees and charges for various services on Schedule "I" are **HST Applicable.**

**SCHEDULE "J"**  
**WATER AND WASTEWATER**  
 (Page 1 of 2)

DESCRIPTION	FEE
Account Set-Up or Change of Ownership Fee	\$25.00
Service Connection Fee	\$75.00
Service Disconnection By Township Fee	\$75.00
Customer Request for Service Interruption	\$75.00
Temporary water supply from water service pipe during construction. Flat rate per month	\$25.00
Temporary water supply from a hydrant. Service Charge	\$125.00
Not Connected Flat Rate per Month	\$125.00
Missed Appointments for meter inspections, repairs, maintenance or testing	\$125.00
Water Meter 5/8" or 3/4" Other water meters sizes are recovered at cost plus 10% handling fee	\$540.00 Plus HST
Service Call Request for any property owner requesting a service call if the problem is found to be on the landowner's property. Any involvement by the township in the repair of services on private property shall be billed to the property owner on a time and material basis	\$75.00
Admin. Fee to transfer unpaid account to tax roll	\$30.00

**NOTE:** Charges imposed as Water and Wastewater Rates below shall be adjusted annually, without amendment to this by-law, allowing Township staff to automatically increase rates annually on January 1<sup>st</sup> each year.

**WATER RATES**

**Water Consumption Rates**

Description	2021	2022	2023
<b>Declining Block Rate</b>			
Block 1 (Bi-Monthly Cons.to and including 34 m <sup>3</sup> )	\$1.83	\$1.87	\$1.91
Block 2 (Bi-Monthly Cons. Over 34m <sup>3</sup> )	\$1.41	\$1.44	\$1.46

**Base Charge**

Description	2021	2022	2023
<b>Monthly Base Charge:</b> 5/8" or 3/4"	\$39.85	\$40.74	\$41.56
1"	\$58.90	\$60.22	\$61.42
1 ½"	\$74.21	\$75.87	\$77.39
2"	\$112.62	\$230.28	\$234.88
3"	\$428.46	\$437.03	\$445.77
4"	\$545.31	\$556.22	\$567.34
6"	\$818.00	\$834.36	\$851.05
8"	\$1,129.59	\$1,152.18	\$1,175.22

**SCHEDULE "J"**  
**WATER AND WASTEWATER**  
 (Page 2 of 2)

**WASTEWATER**

**Water Consumption Rates**

Description	2021	2022	2023
<b>Declining Block Rate</b>			
Block 1 (Bi-Monthly Cons.to and including 34 m <sup>3</sup> )	\$1.35	\$1.36	\$1.39
Block 2 (Bi-Monthly Cons. Over 34m <sup>3</sup> )	\$1.04	\$1.04	\$1.06

**Base Charge**

Description	2021	2022	2023
<b>Monthly Base Charge:</b> 5/8" or 3/4"	\$39.85	\$40.74	\$41.56
1"	\$58.90	\$60.22	\$61.42
1 ½"	\$74.21	\$75.87	\$77.39
2"	\$112.62	\$230.28	\$234.88
3"	\$428.46	\$437.03	\$445.77
4"	\$545.31	\$556.22	\$567.34
6"	\$818.00	\$834.36	\$851.05
8"	\$1,129.59	\$1,152.18	\$1,175.22

**NOTE:** The fees and charges for various services on Schedule "J" are HST EXEMPT unless otherwise noted.

**THE CORPORATION OF THE TOWNSHIP OF MAPLETON**

**BY-LAW NUMBER 2020-080**

**Being a by-law to confirm all actions and proceedings of the Council of the Corporation of the Township of Mapleton**

**WHEREAS** Section 5 of the Municipal Act, S.O. 2001 c. 25 (hereinafter called "the Act") provides that the powers of a Municipal Corporation shall be exercised by its Council;

**AND WHEREAS** Section 5(3) of the Act states, a municipal power, including a municipality's capacity, rights, powers and privileges under section 9, shall be exercised by by-law, unless the municipality is specifically authorized to do otherwise;

**NOW THEREFORE** the Council of the Corporation of the Township of Mapleton enacts as follows:

1. All actions and proceedings of the Council of the Corporation of the Township of Mapleton taken at its Special Meeting held on Tuesday, December 1, 2020, except those taken specifically by By-law and those required by law to be done by Resolution only are hereby sanctioned, confirmed and adopted as though they were set out herein.
2. The Mayor, or in his absence the Presiding Officer, and the Clerk, or in his absence the Deputy Clerk, are hereby authorized and directed to do all things necessary to give effect to the foregoing.
3. The Mayor, or in his absence the Presiding Officer, and the Clerk, or in his absence the Deputy Clerk, are hereby authorized and directed to execute all documents required by law to be executed by them as may be necessary in order to implement the foregoing and the Clerk, or in his absence the Deputy Clerk, is hereby authorized and directed to affix the seal of the Corporation to any such documents.

**READ** a first, second and third time on Tuesday, December 1, 2020.

---

Mayor Gregg Davidson

---

Clerk Larry Wheeler